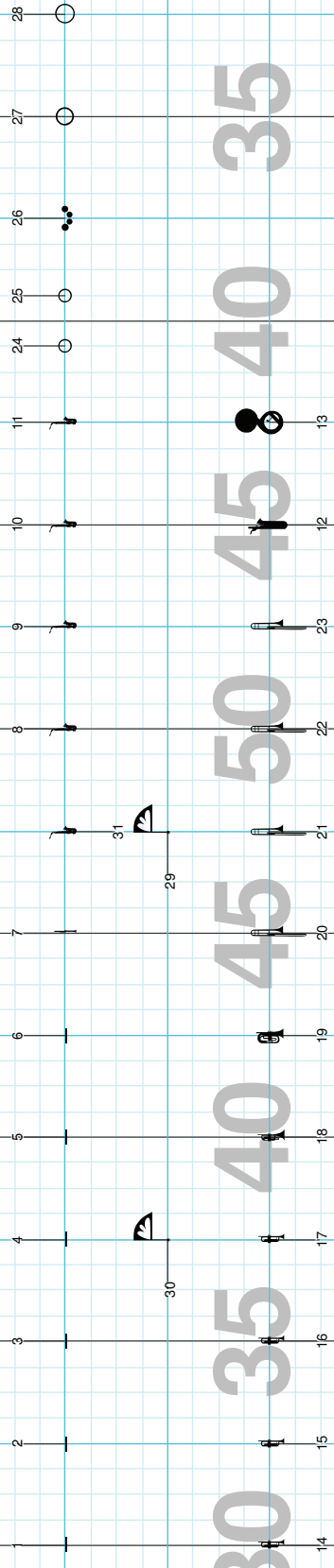


starting line




Director Viewpoint

m 1-3 move 12

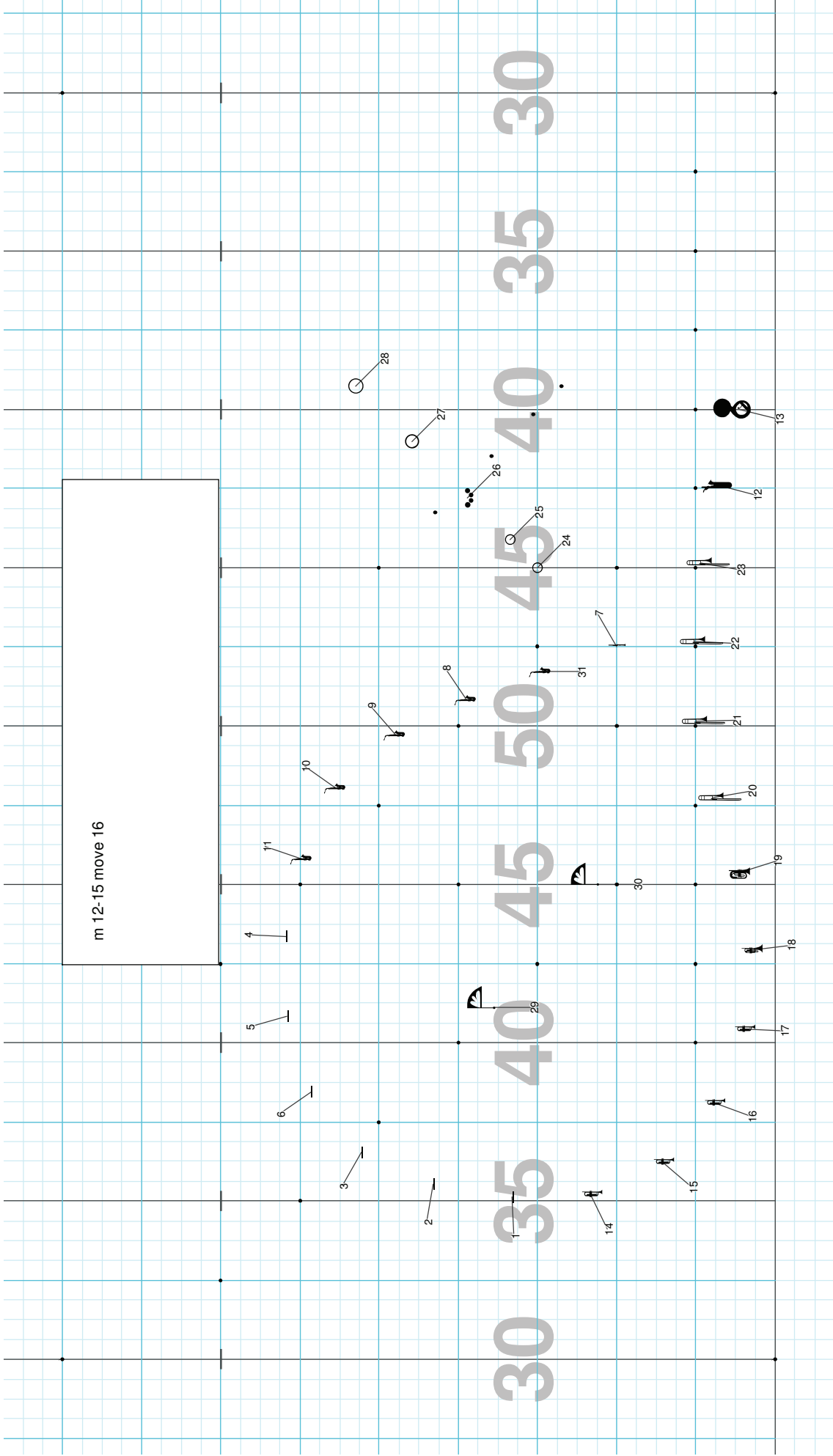
The diagram is a large grid with 12 columns and 31 rows. The columns are numbered 14 to 25, and the rows are numbered 1 to 31. The grid contains musical notation for a drill, including notes, rests, and stems. A large, semi-transparent watermark '30 35 40 45 50 55 60' is overlaid on the grid. A box in the top-left corner contains the text 'm 1-3 move 12'. The notation includes notes on a five-line staff, with stems pointing up or down. Some notes are beamed together. There are also rests and stems without notes. The notation is arranged in a way that suggests a sequence of movements or steps.

Director Viewpoint

m 4-7 move 16
m 8-11 mark time 16




Director Viewpoint




Director Viewpoint

m 16-20 move 16
m 21-27 hold 28, foot out on 1 and jam



Director Viewpoint

m 28-31 move 16




Director Viewpoint

m 32-35 move 16


Director Viewpoint

m 36-39 move 16
m 40-43 mark time 16



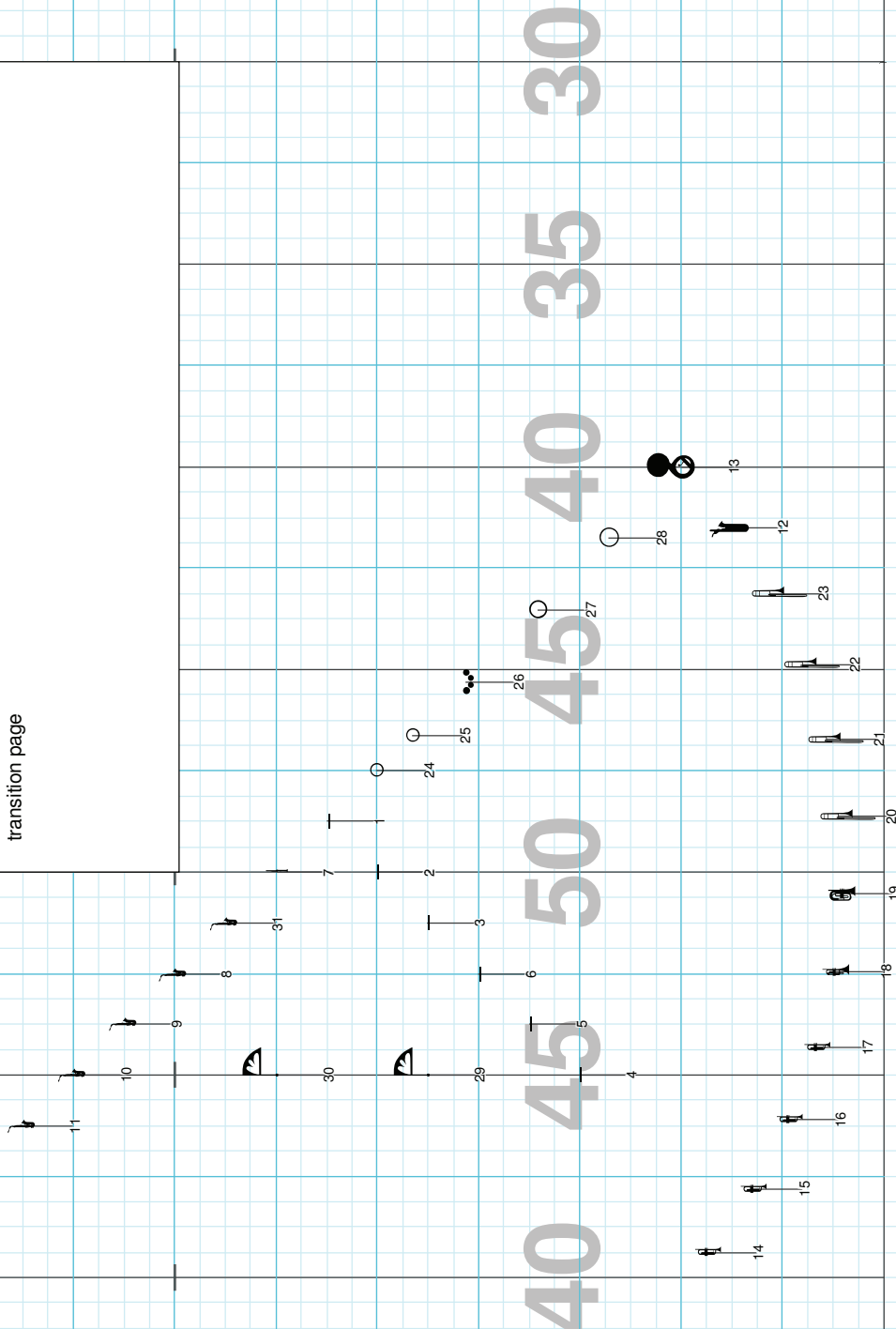
Director Viewpoint

m 44-47 move 16
m 48-49 hold to end




Director Viewpoint

transition page



Director Viewpoint

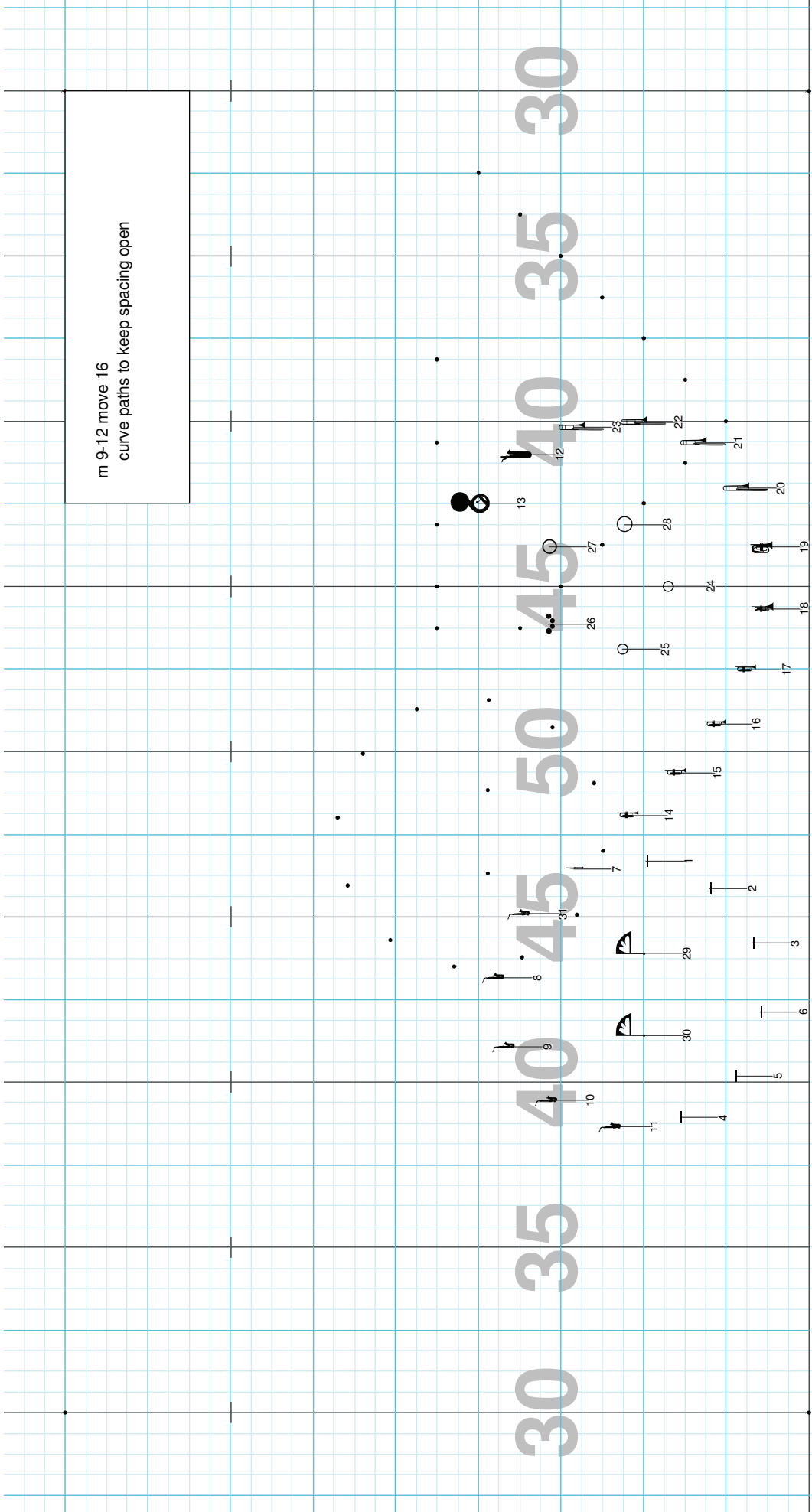
m 1 mark time 4,
m 2-7 move 24,
m 8 mark time 4



Director Viewpoint

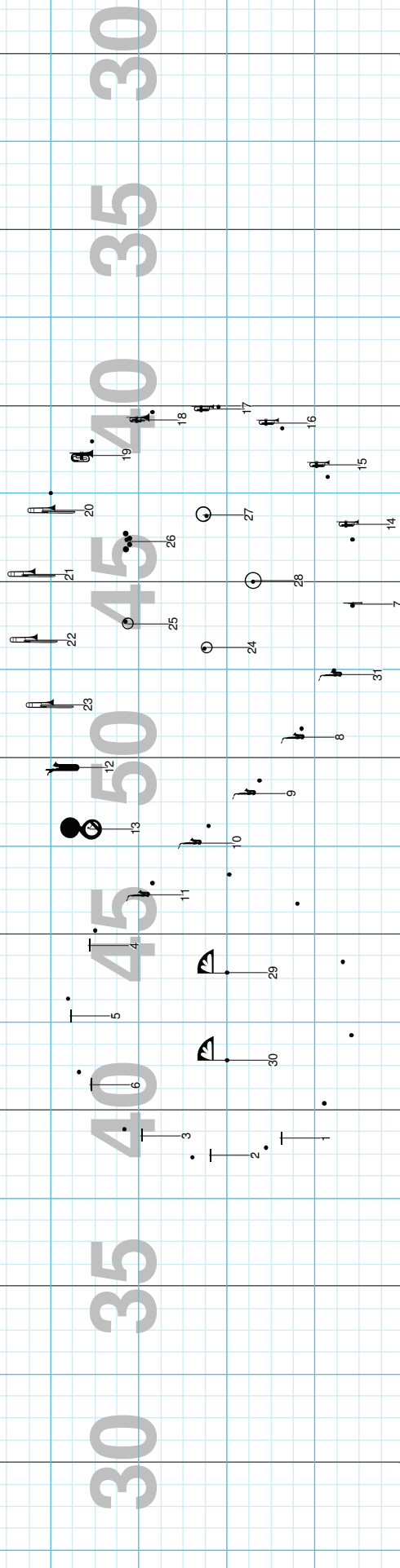
m 9-12 move 16
curve paths to keep spacing open

30 35 40 45 50 55 60




Director Viewpoint

m 13-16 move 16
horn follow the leader, others rotate
m 17-20 hold 16



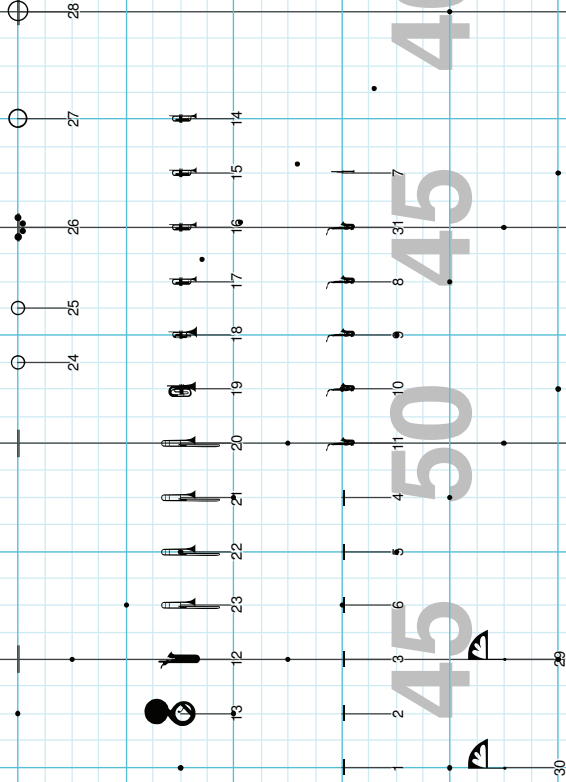
Director Viewpoint

m 21-24 move 16
m 25-28 hold 8, 8 count ripple choreography
one position per half count, front to back
m 29-39 hold 44



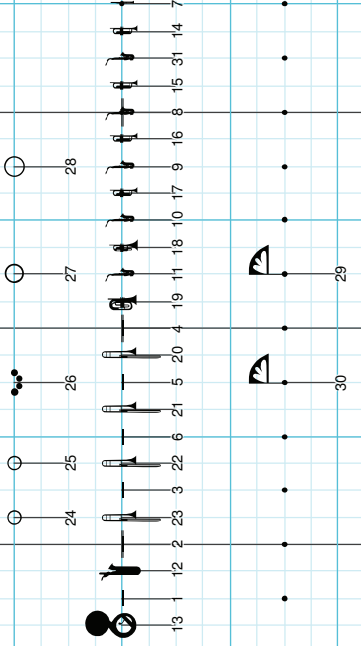
Director Viewpoint

m 40-43 move 16



Director Viewpoint

m 44-47 move 16

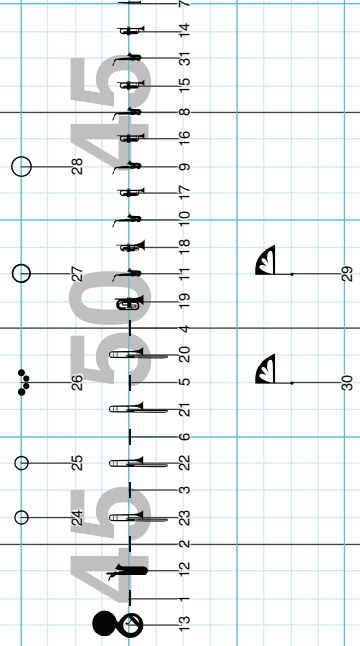


30 35 40 45 50 55 60 65 70 75 80 85 90 95 100


Director Viewpoint

m 48-51 move 16, 8 to 5
horns to box on count 1

30 35 40 45 50 55 60 65 70 75 80 85 90 95 100




m 52-56 move 20, horns to box center on 1
m 57-58 hold 8, horns flash to level on 1
drag back to box center on 2-4
foot out on 5, lean back on 6



30 35 40 45 50 55 60


Director Viewpoint

transition page




30 35 40 45 50 55 60 65 70 75 80 85 90 95 100

m 3-8 move 24
m 9-10 hold 8 with choreography



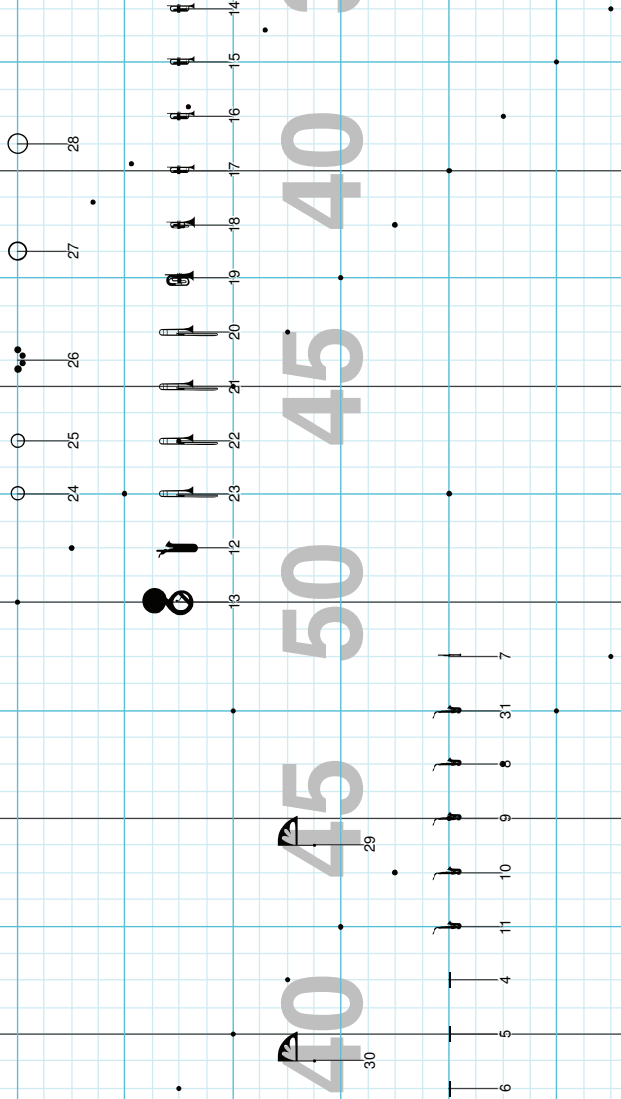
Director Viewpoint

m 11-16 move 24
m 17-18 hold 8 with choreography



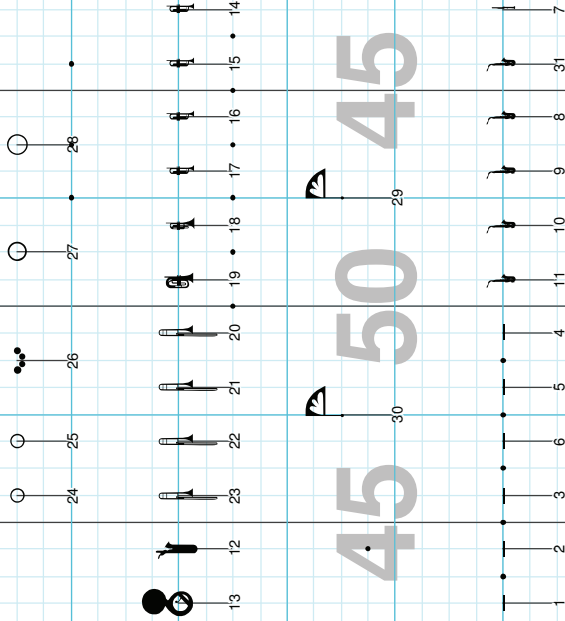
Director Viewpoint

m 19-22 move 16



30 35 40 45 50 55 60 65 70 75 80 85 90 95


m 23-26 move 16



30 35 40 45 50 55 60 65 70 75 80 85 90 95 100 104


Director Viewpoint

m 27-30 move 16
m 31-33 hold 8+4 with choreography



Director Viewpoint

m 34-37 move 16



Director Viewpoint

m 38-47 move 20
m 48-49 hold 4+4 with choreography

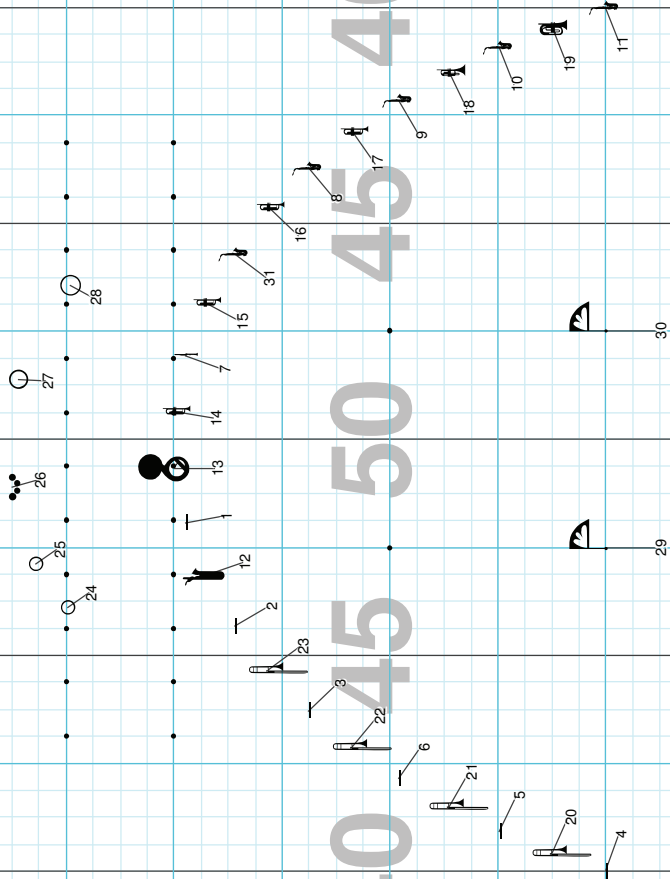
24 25 26 27 28

20 21 22 23 24 25 26 27 28 29 30 31

11 12 13 14 15 16 17 18 19

30 35 40 45 50 45 40 35 30

m 50-55 move 24
m 56-67 hold 6 with choreography
m 58-66 hold to end with choreography



30 35 40 45 50 55

Director Viewpoint