

Director Viewpoint

The grid contains musical notation for a drill. The columns are labeled 101 through 108. The rows are labeled 1 through 10. The notation includes various symbols such as circles with numbers, stems, and flags, representing musical notes and rests. A central sequence of notes is visible, including numbers like 71, 72, 73, 74, 75, 76, 77, 78, 79, 80, 81, 82, 83, 84, 85, 86, 87, 88, 89, 90, 91, 92, 93, 94, 95, 96, 97, 98, 99, 100.

5 20 25 30 35 40 45 50 55 60 65 70 75 80 85 90 95 100

m 3-6 move 16

Drill: Lapeer East 2010-1 Magical Mystery Tour.3dj

Set #3 Count: 40

m 7-10 move 16

m 11-13 hold 12, foot out on 1, in on 6, 4 count 360 to center on 7-9



101



102



103



104



105



106



107



108



71 72 73 74 75 76



77 78 79 80



81 82 83



84 85 86 87 88 89 90 91 92



93 94 95 96 97 98 99 100

40 41 42 43 44 45 46 47 48 49 50 51 52 53 54 55 56 57 58 59 60 61 62 63 64 65

5 20 25 30 35 40 45 50 55 60 65

Director Viewpoint

Licensed to: Victor Neves  
Created on Pyware 3D.

m 14-17 move 16  
follow the leader, sharp corners



101



102



103



104



71 72 73 74 75 76



77 78 79 80



81 82 83

84,85,86,87,88,89,90,91,92  
93, 94, 95, 96, 97, 98, 99, 100



105



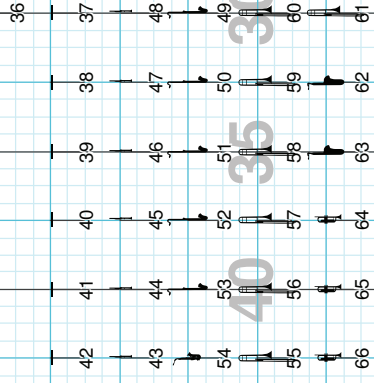
106



107



108



5 20 25 30 35 40 45 50 55 60 65 70

Director Viewpoint

m 18 - 21 move 16  
reverse previous move

The diagram consists of a grid with 10 columns (labeled 101-108) and 10 rows (labeled 1-35). Symbols are placed at various intersections:

- Column 101: Row 4 has a musical note.
- Column 102: Row 2 has a musical note.
- Column 103: Row 11 has a musical note.
- Column 104: Row 71 has a musical note.
- Column 105: Row 71 has a musical note.
- Column 106: Row 46 has a musical note.
- Column 107: Row 37 has a musical note.
- Column 108: Row 39 has a musical note.


Other symbols include stems, dots, and circles, often appearing in pairs or groups. For example, in column 104, there are pairs of symbols at rows 71, 72, 73, 74, 75, and 76. In column 105, there are pairs at rows 77, 78, 79, and 80. In column 106, there are pairs at rows 47, 48, 49, and 50. In column 107, there are pairs at rows 51, 52, 53, and 54. In column 108, there are pairs at rows 55, 56, 57, and 58. There are also many isolated symbols throughout the grid, particularly in the lower rows.

Director Viewpoint

Drill: Lapeer East 2010-1 Magical Mystery Tour.3dj

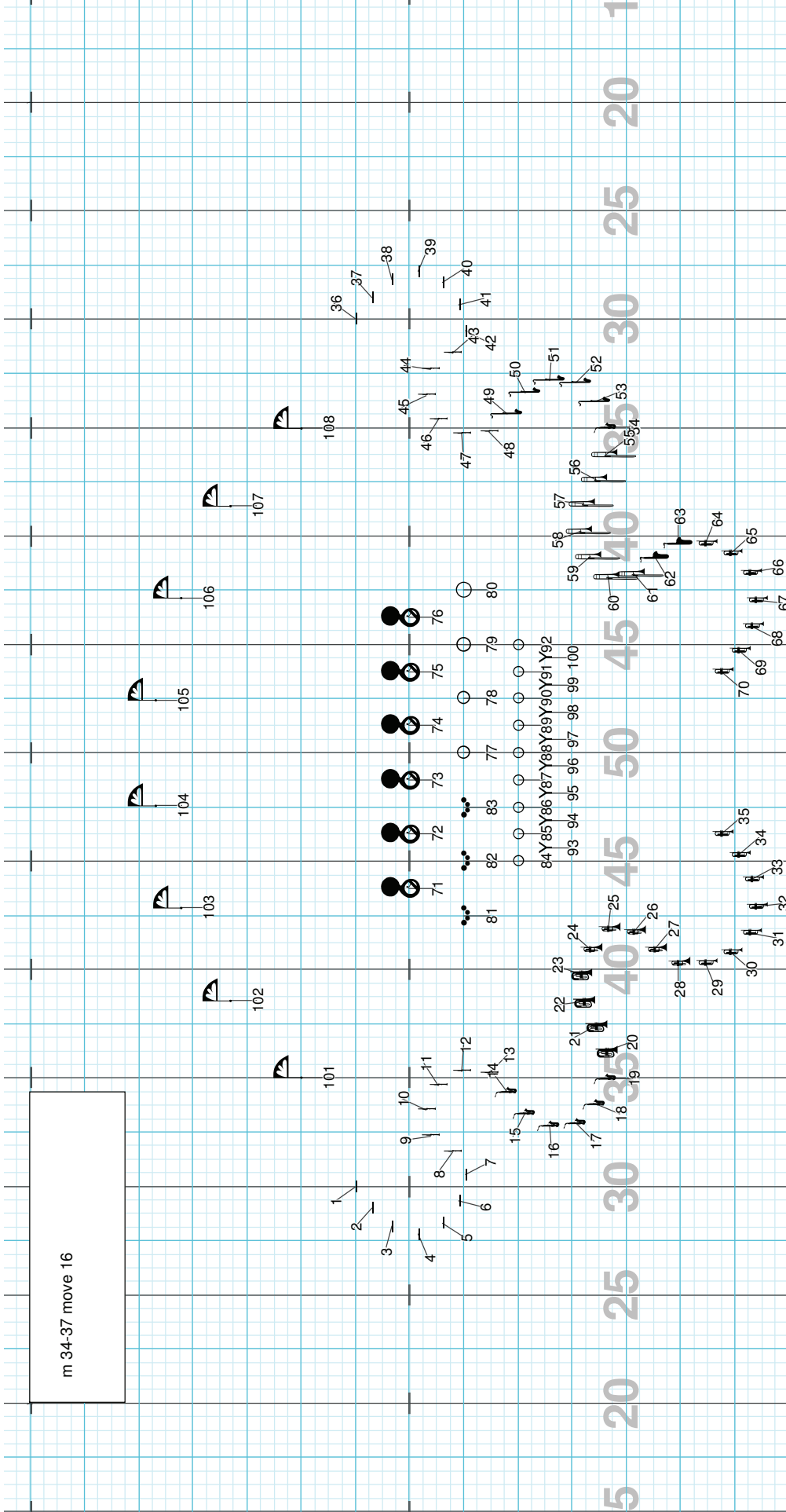
Set #6 Count: 100

m 22-25 move 16  
 m 26-33 hold 32  
 foot out on 1, in on 30



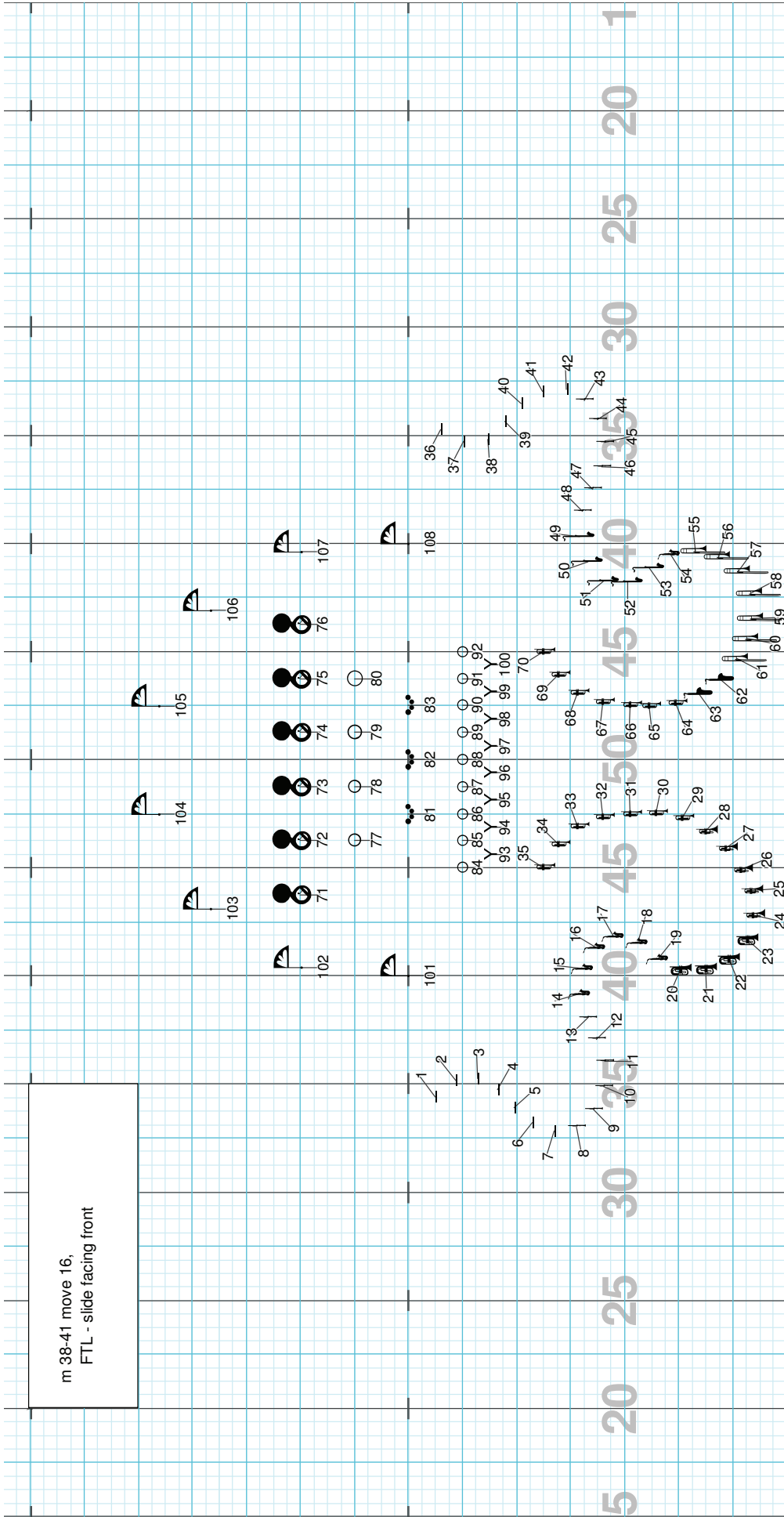
Director Viewpoint

m 34-37 move 16



Director Viewpoint

m 38-41 move 16,  
FTL - slide facing front



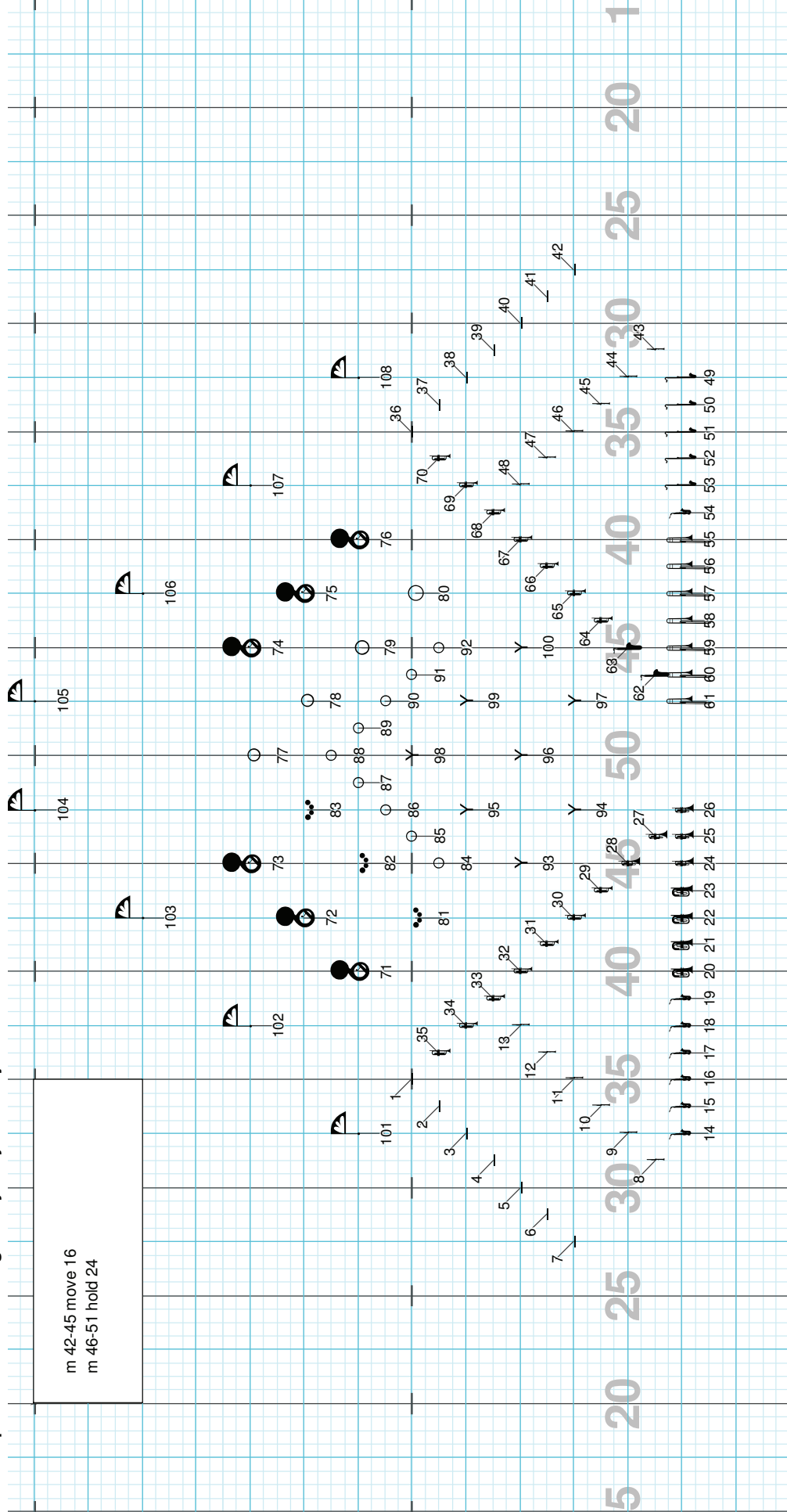
Director Viewpoint



Drill: Lapeer East 2010-1 Magical Mystery Tour.3dj

Set #9 Count: 180

m 42-45 move 16  
m 46-51 hold 24



Director Viewpoint

Drill: Lapeer East 2010-1 Magical Mystery Tour.3dj

Set #10 Count: 220

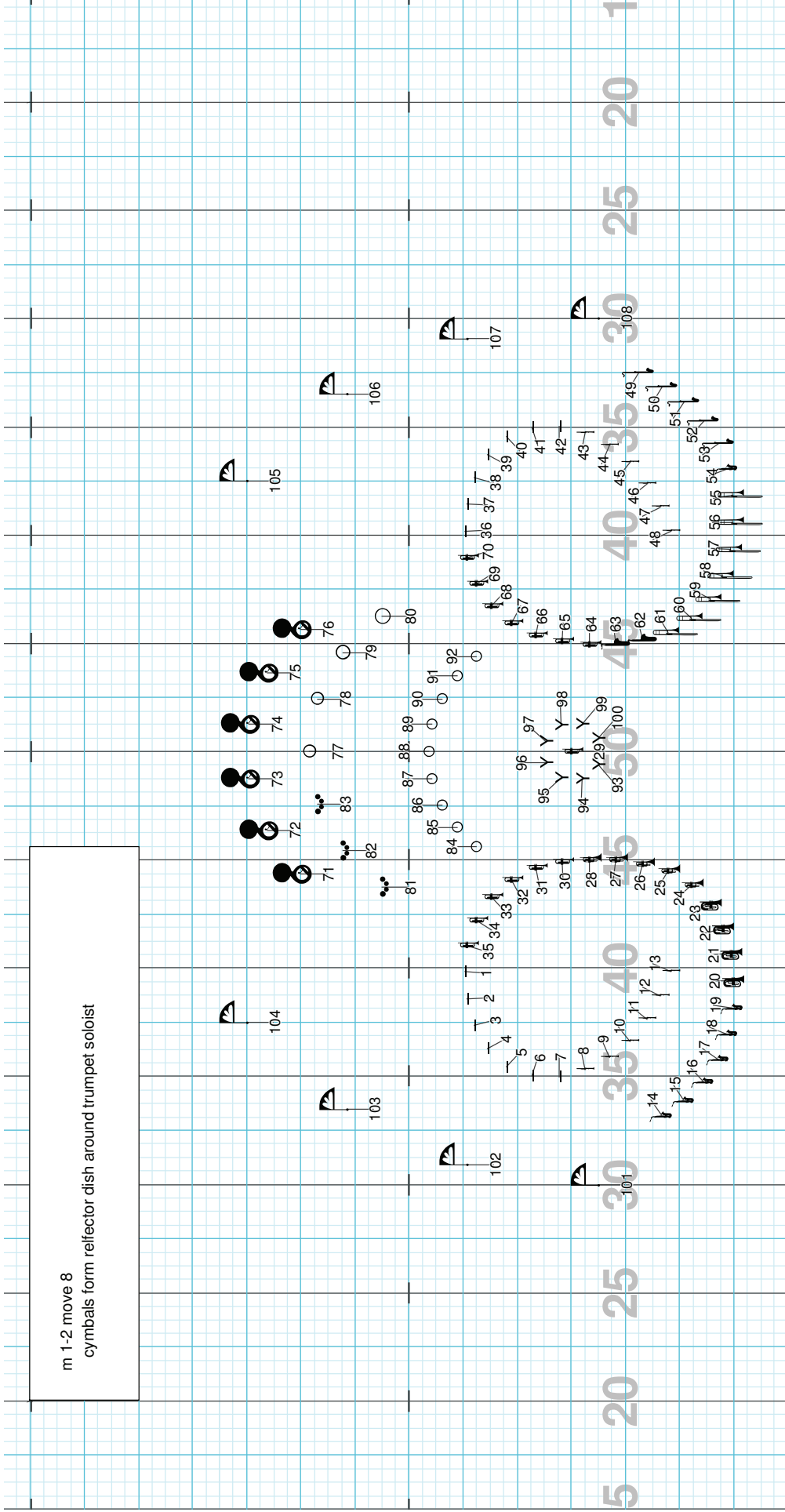
m 52-55 move 16, horns to box  
 m 56-59 hold 16, foot out, lean back on 13

Director Viewpoint

HEY JUDE  
transition page

Director Viewpoint

m 1-2 move 8  
cymbals form reflector dish around trumpet soloist




Director Viewpoint

Drill: Lapeer East 2010-2 Hey Jude

Set #3 Count: 40

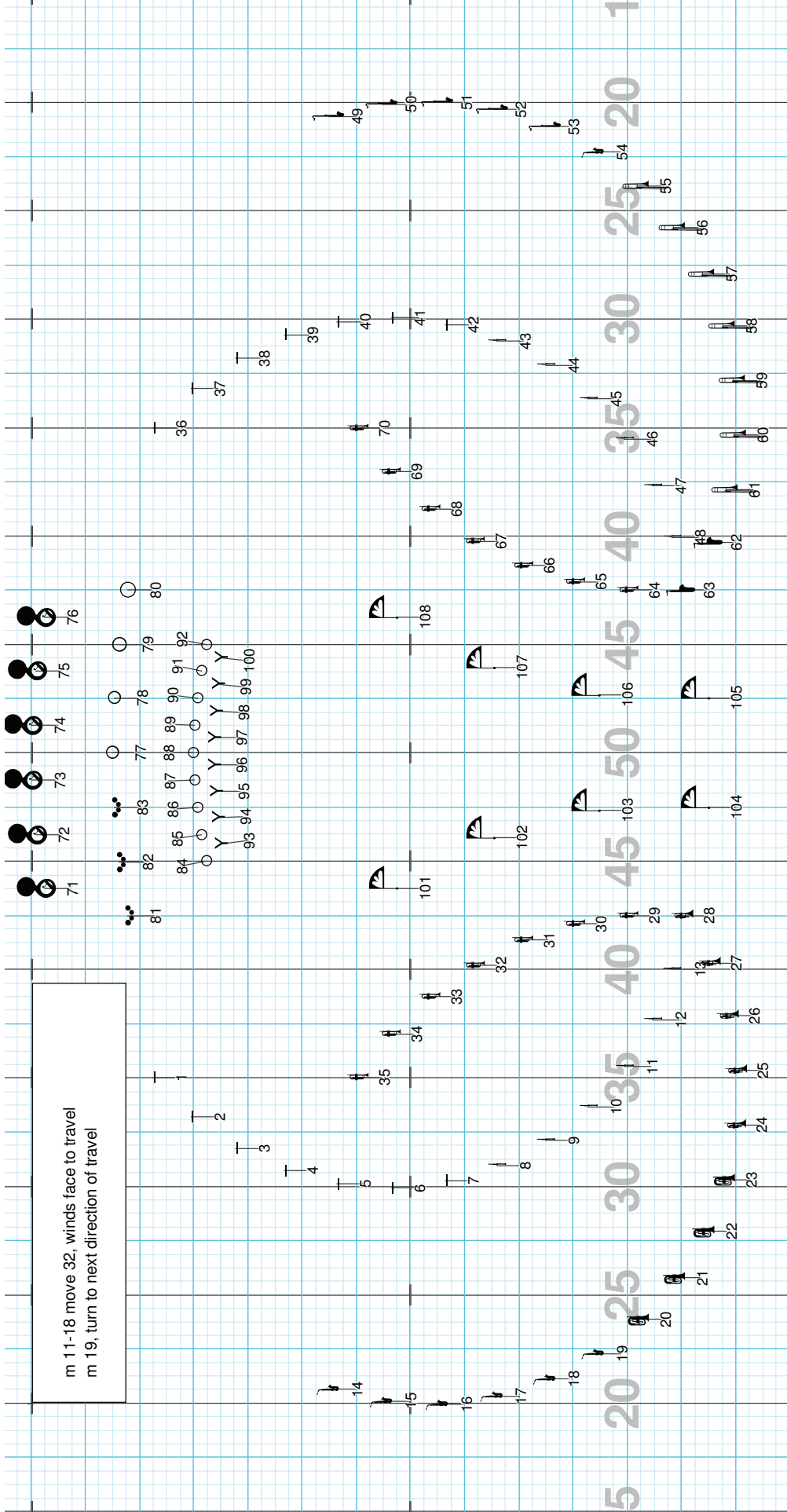
m 3-10 horns and drums hold 28, drag turn 4 to direction of next move  
cymbals move to ride hold at last possible moment  
flags move forward for equipment change



Director Viewpoint

Drill: Lapeer East 2010-2 Hey Jude

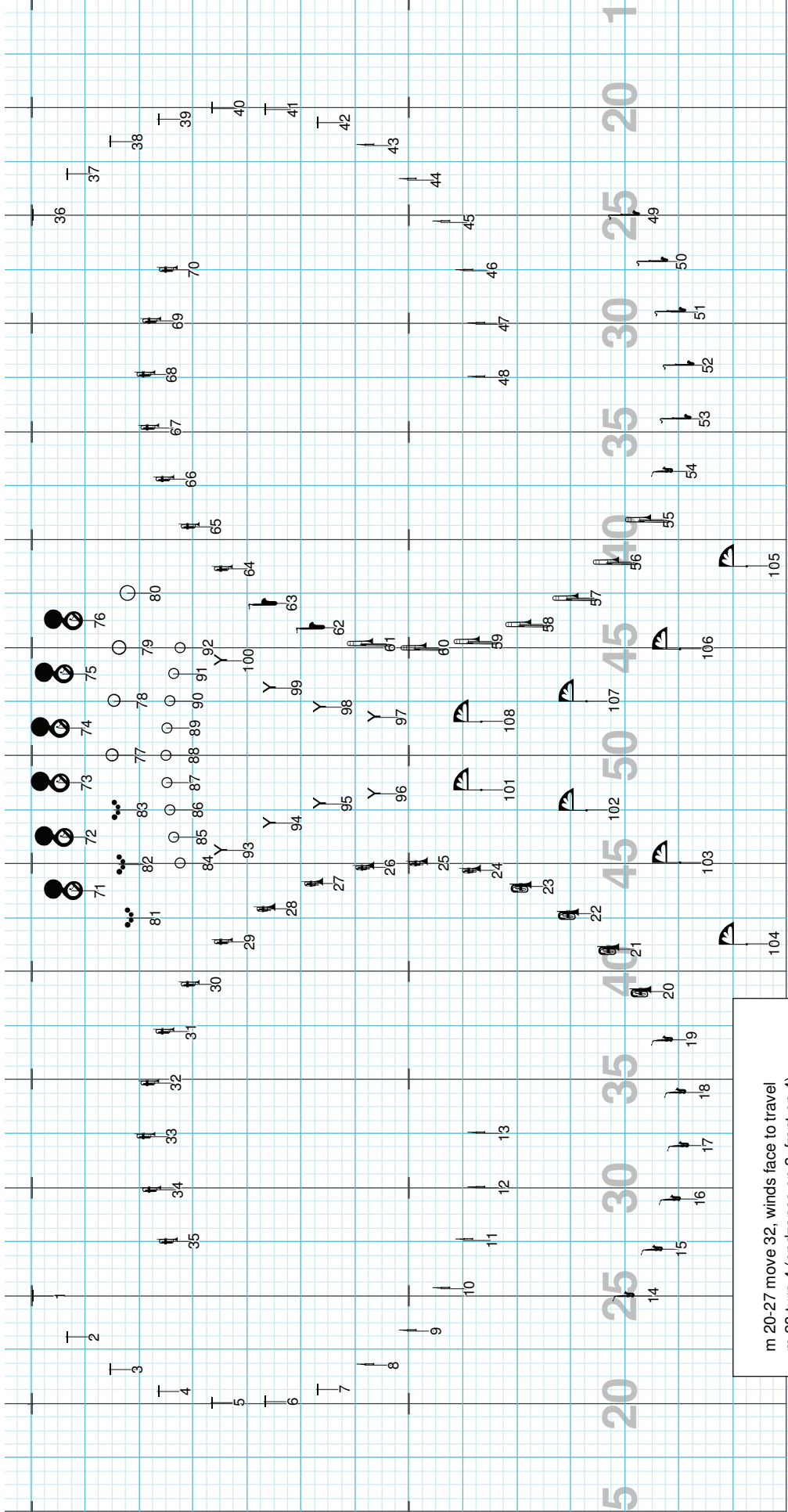
Set #4 Count: 72



Director Viewpoint

Drill: Lapeer East 2010-2 Hey Jude

Set #5 Count: 108



Director Viewpoint

Drill: Lapeer East 2010-2 Hey Jude

Set #6 Count: 146


m 31-37 move 28  
m 38-40 hold 12  
m 41-42 mark 8 in new tempo

The grid contains 146 measures of drum set notation. The notation includes snare (S), bass drum (B), and cymbal (C) patterns, along with rests and specific markings like 'Y' and 'X'. The measures are arranged in a 5x30 grid with a final 1-measure column. The numbers 5, 20, 25, 30, 35, 40, 45, 50, 55, 60, 65, 70, 75, 80, 85, 90, 95, 100, 105, 110, 115, 120, 125, 130, 135, 140, 145, and 146 are placed at the bottom of the grid, corresponding to the measure numbers.

Director Viewpoint




m 43-44 move 8




Director Viewpoint

m 45-46 move 8



Director Viewpoint


m 47-48 move 8



Director Viewpoint


Pages 7-10

m 43-50 move 32 (the scrambler) focus front  
this is a 3 man squad turn on center pivot



Director Viewpoint

m 51-58 reverse scrambler 32  
(not animated)




5 20 25 30 35 40 45 50 55 60 65 70 75 80 85 90 95 100

Director Viewpoint

Drill: Lapeer East 2010-2 Hey Jude

Set #12 Count: 238

m 59-60 forward 8  
horns to box  
hold to end, foot out



Director Viewpoint

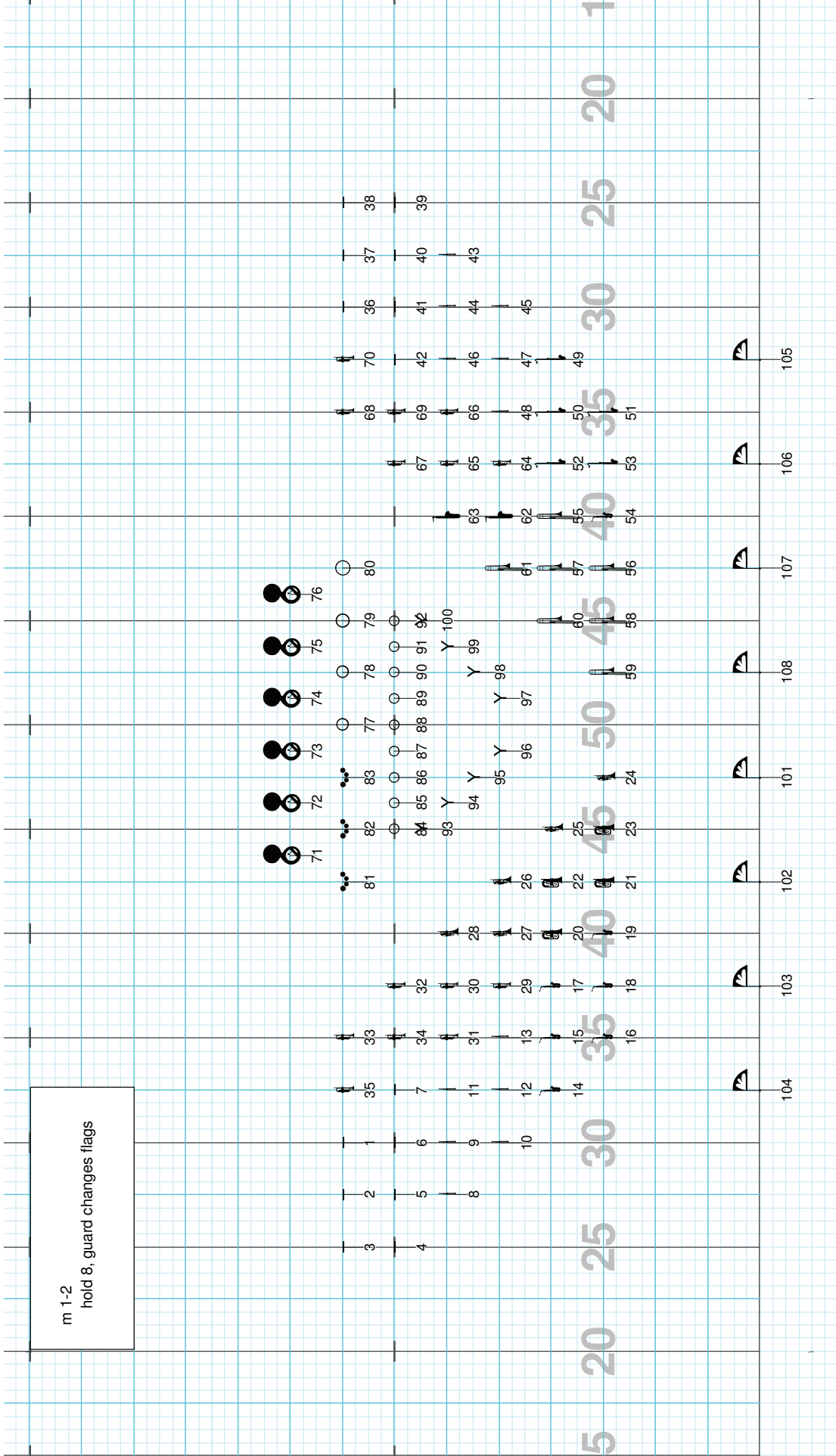
ELEANOR RIGBY  
Transition page

Director Viewpoint

Drill: Lapeer East 2010-3 Eleanor Rigby

Set #2 Count: 8

m 1-2  
hold 8, guard changes flags



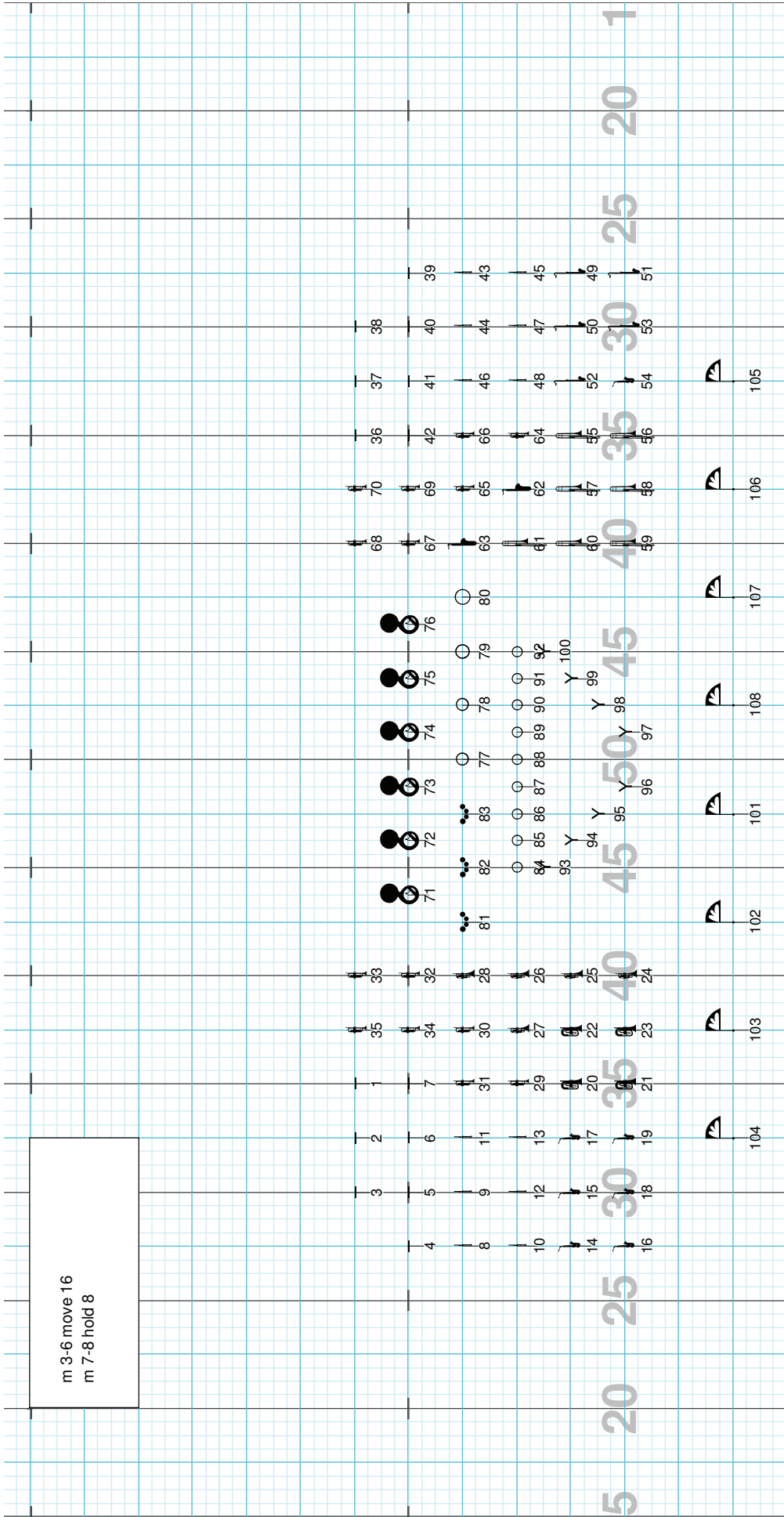
Director Viewpoint



Drill: Lapeer East 2010-3 Eleanor Rigby

Set #3 Count: 24

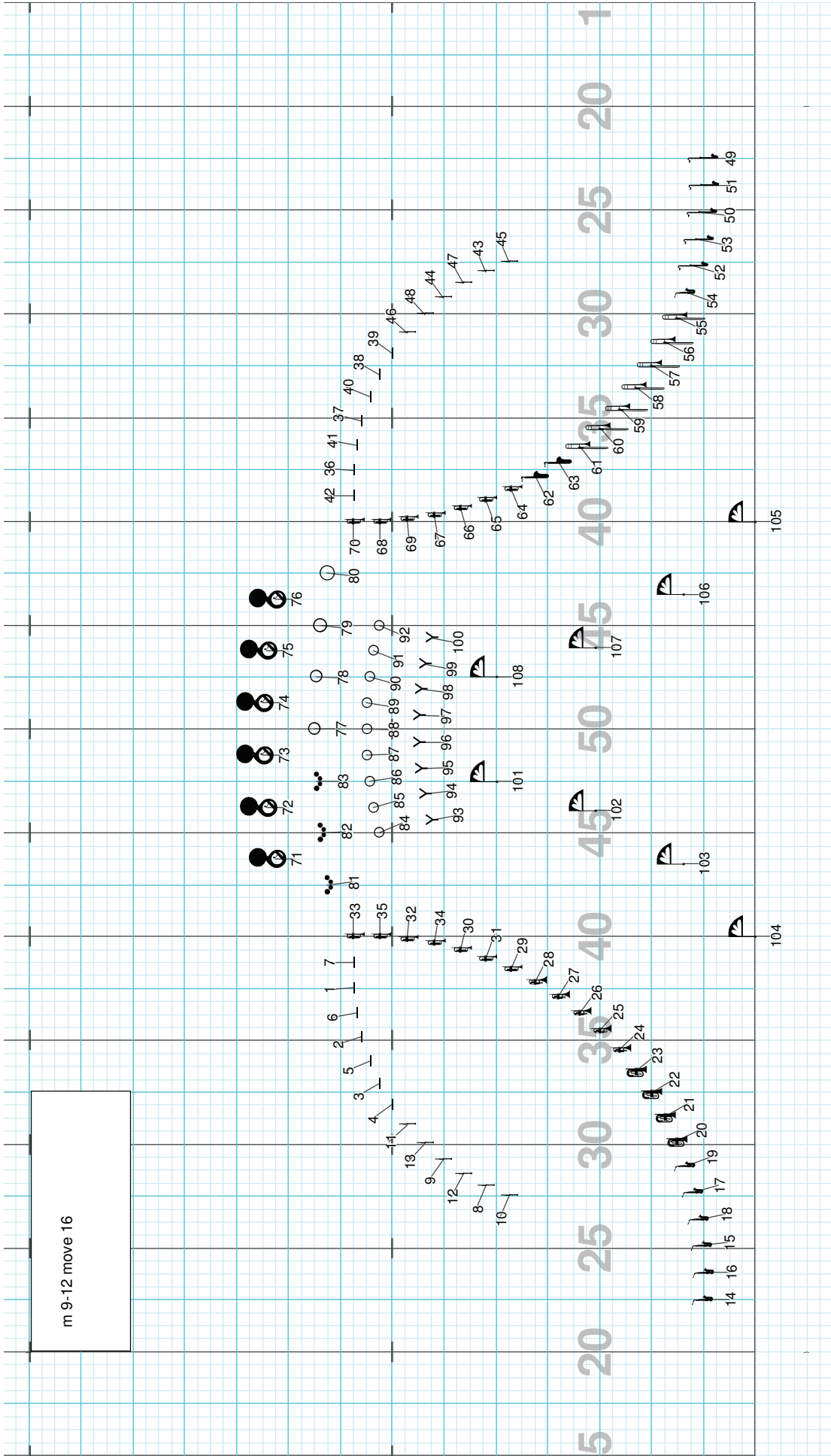
m 3-6 move 16  
m 7-8 hold 8



Director Viewpoint

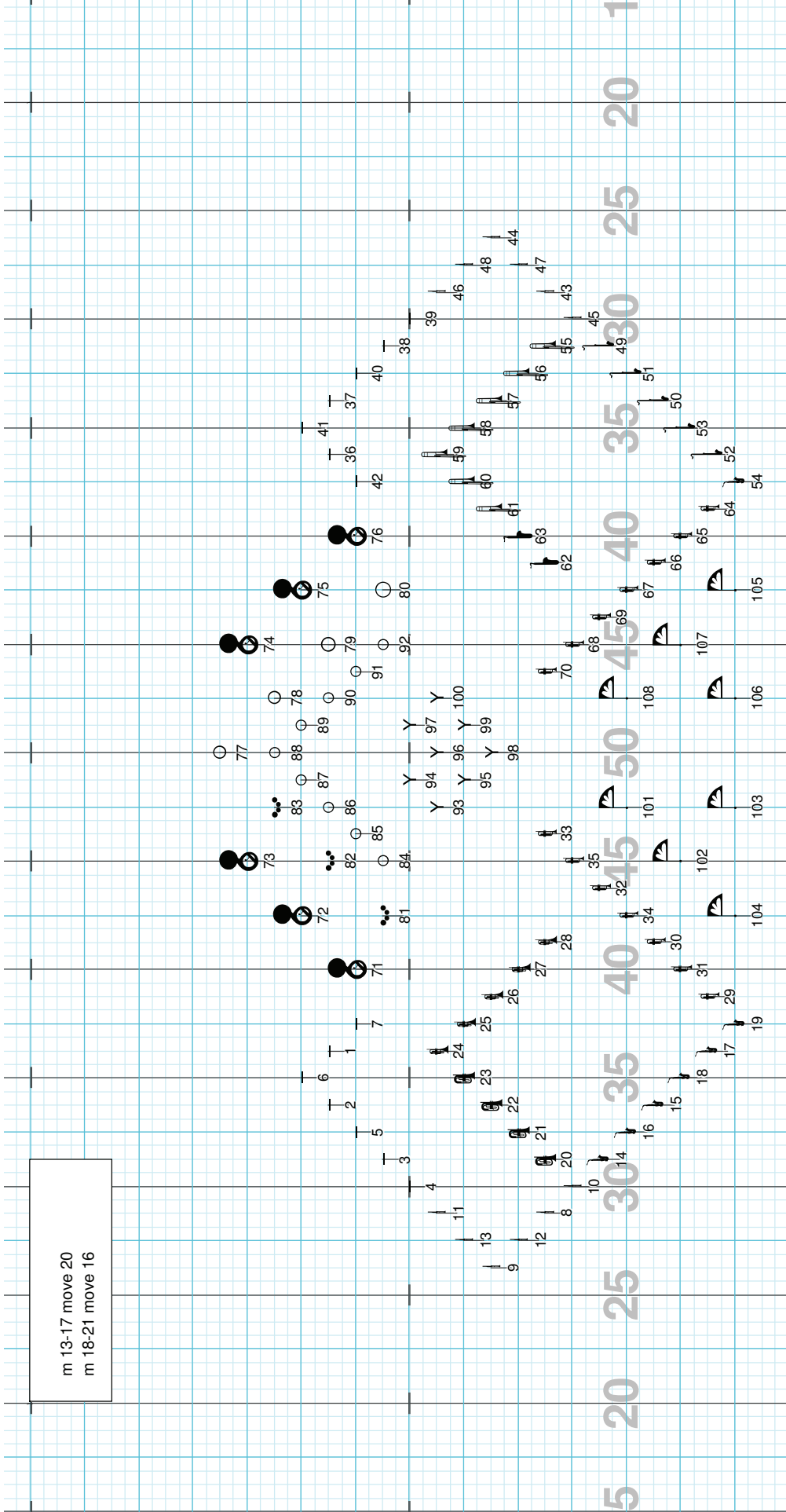
Licensed to: Victor Neves  
Created on Pyware 3D.

m 9-12 move 16



Director Viewpoint

m 13-17 move 20  
m 18-21 move 16

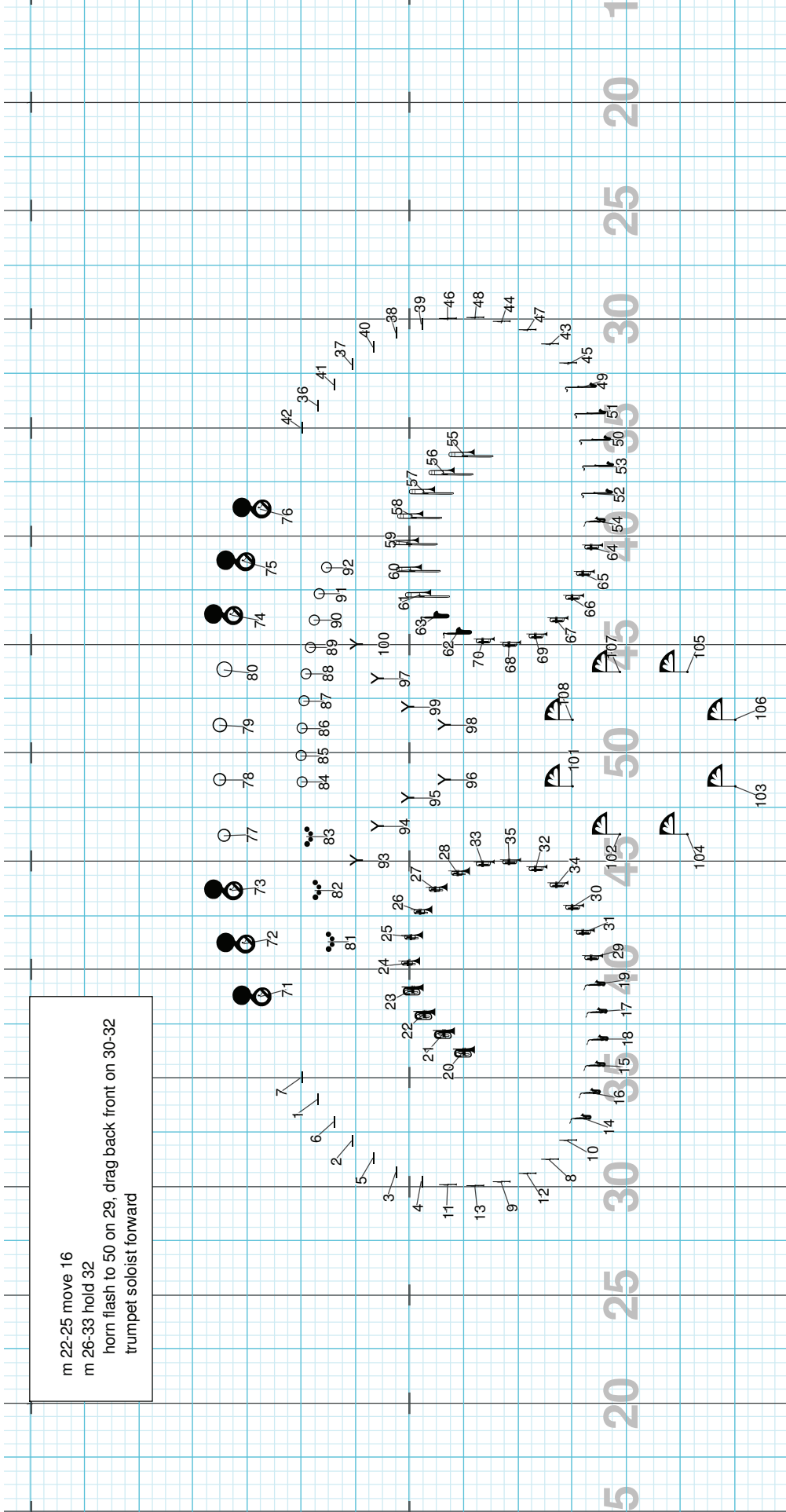


Director Viewpoint

Drill: Lapeer East 2010-3 Eleanor Rigby

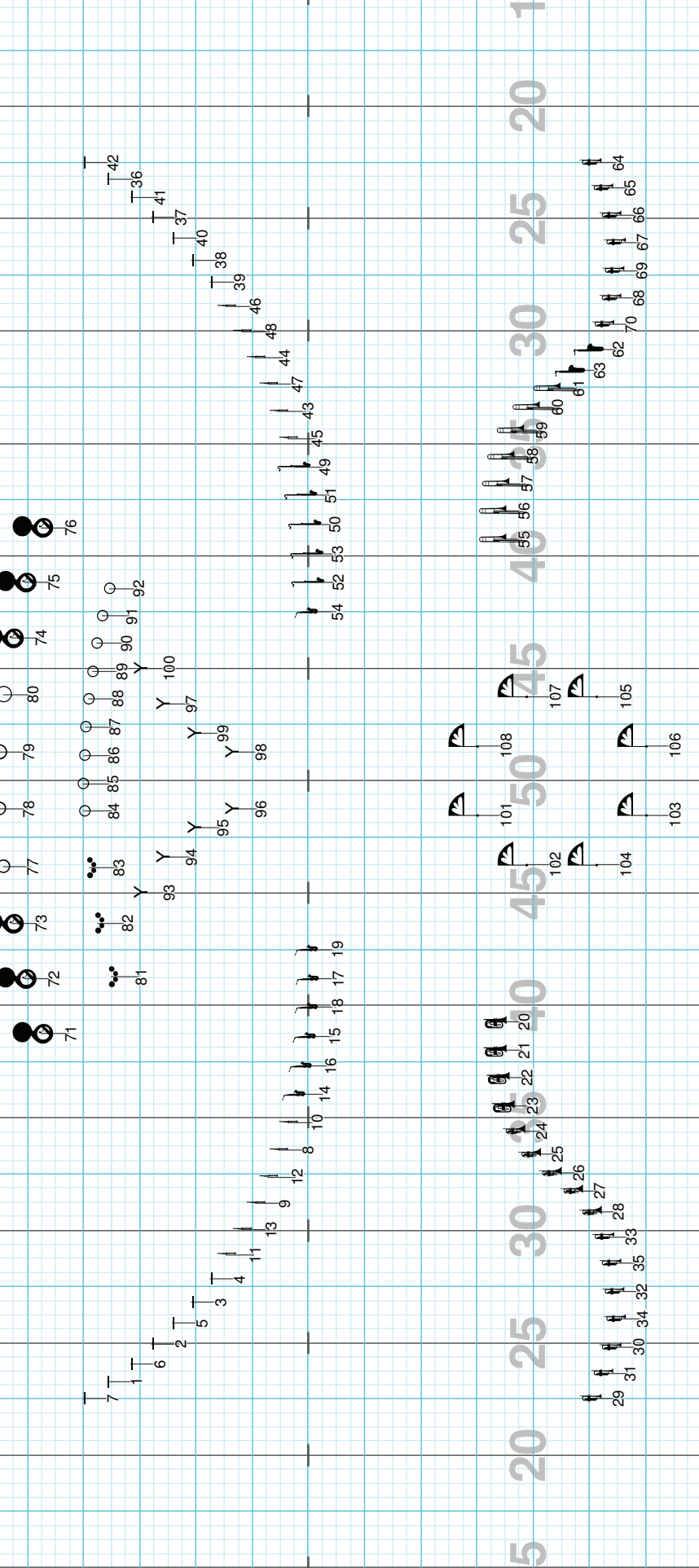
Set #6 Count: 100

m 22-25 move 16  
m 26-33 hold 32  
horn flash to 50 on 29, drag back front on 30-32  
trumpet soloist forward




Director Viewpoint

m 34-41 move 32  
trumpet lines FTL, substitute trumpet positions as  
needed



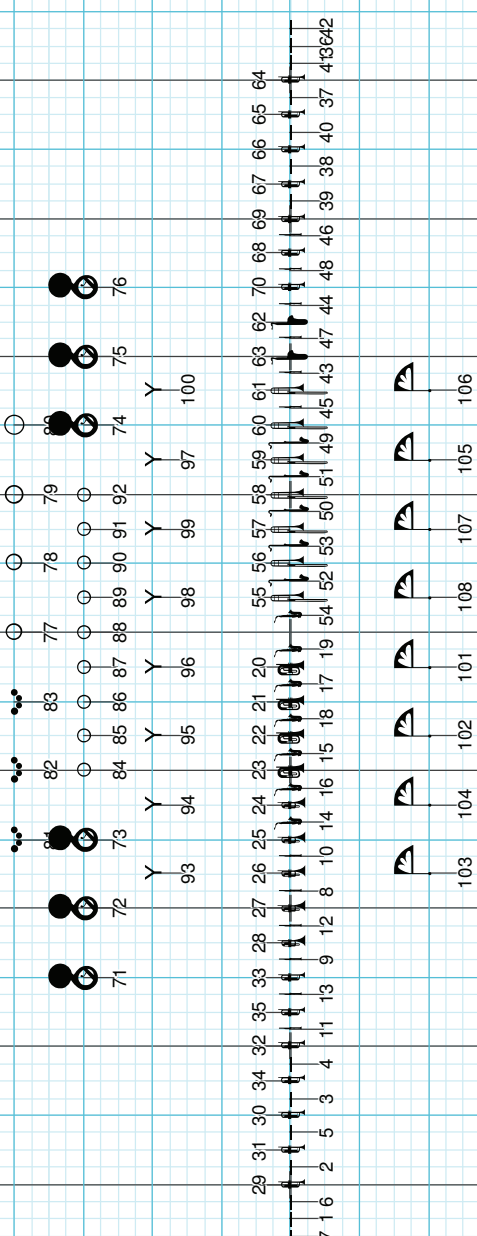
Director Viewpoint

m 42-49 move 32



Director Viewpoint


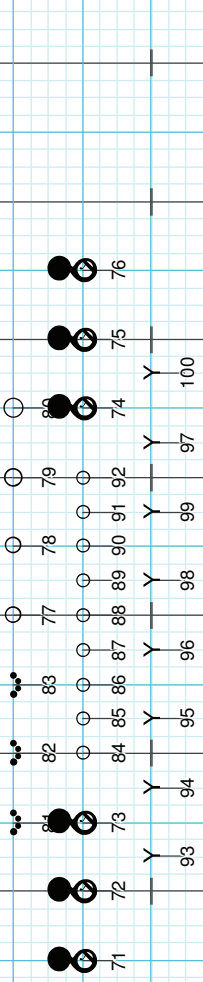
m 50-51 move 8



5 20 25 30 35 40 45 50 55 60 65 70 75 80 85 90 95 100 105 110 115 120 125 130 135 140 145 150 155 160 165 170 175 180 185 190 195 200 205 210

Director Viewpoint

m 52-55 move forward 15  
high mark time half steps  
horns to box



5 20 25 30 35 40 45 50 55 60 65 70 75 80 85 90 95 100

103 104 102 101 108 107 105 106

29 31 30 34 32 35 33 28 27 26 25 24 23 22 21 20 55 56 57 58 59 60 61 63 62 70 68 69 67 66 65 64

7 16 2 5 3 4 11 13 9 12 8 10 14 16 15 18 17 19 54 52 53 50 51 49 45 43 47 44 48 46 39 38 40 37 4 36 42

5 20 25 30 35 40 45 50 55 60 65 70 75 80 85 90 95 100


Director Viewpoint



Drill: Lapeer East 2010-3 Eleanor Rigby

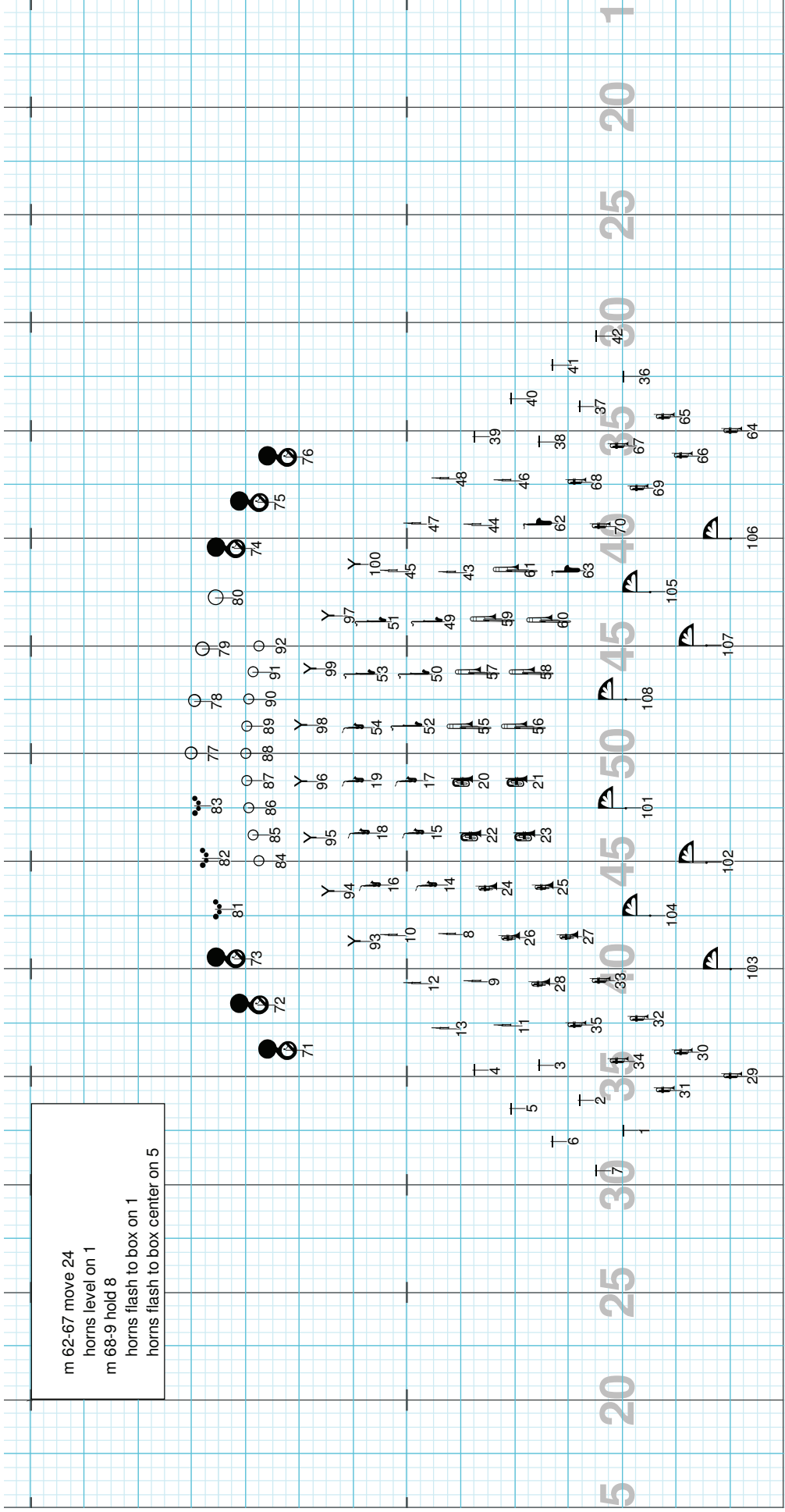
Set #11 Count: 224

m 56 move 4  
m 57-61 hold 20  
foot out, lean back, get funky



Director Viewpoint

m 62-67 move 24  
horns level on 1  
m 68-9 hold 8  
horns flash to box on 1  
horns flash to box center on 5



Director Viewpoint