

The image shows a handwriting drill on a grid. A central column contains letters and symbols with numbers above and below them. A box labeled 'starting line' is on the left. At the bottom, a numerical scale from 20 to 50 is shown.

25	e	24	e	20	a	19	a	11	c	6	f	1	f	2	f
23	e	22	a	18	a	17	a	12	c	8	c	3	f	4	f
21	a	21	a	16	c	16	a	13	c	10	c	5	f		
51	q	52	q	53	~	53	~	54	!	55	@	57	#		
39	l	30	t	60	l	35	m	61	l	38	v	64	o	65	l
29	t	34	m	34	m	37	m	37	v	42	v	47	o		
27	t	28	t	33	t	33	t	39	v	43	v	48	o		
32	t	32	t	36	m	36	m	44	v	44	v	49	o		
28	t	28	t	40	t	40	t	40	v	45	v	50	o		
68	l	67	l	62	l	62	l	65	l	65	l	69	l		

Director Viewpoint

e²⁵ a²⁰ c¹¹ f⁶ f¹
 e²⁴ a¹⁹ c¹⁵ c⁷ f²
 e²³ a¹⁸ c¹² c⁸ f³
 a²² a¹⁷ c¹⁴ c⁹ f⁴
 a²¹ c¹⁶ c¹³ c¹⁰ f⁵
 q⁵¹ q⁵² ~⁵³ ~⁵⁴ !⁵⁵ @⁵⁶ @⁵⁷ #⁵⁸
]⁵⁹ t³⁰]⁶⁰ m³⁵]⁶¹ m³⁸]⁶³ v⁴¹]⁶⁴ o⁴⁶]⁶⁵
 t²⁹ m³⁴ m³⁷ v⁴² o⁴⁷
 t²⁸ t³³ v³⁹ v⁴³ o⁴⁸
 t²⁷ t³² m³⁶ v⁴⁴ o⁴⁹
 t²⁶ t³¹ v⁴⁰ o⁴⁵ o⁵⁰
]⁶⁸]⁶⁷]⁶²]⁶⁶]⁶⁹

20 25 30 35 40 45 50 45 40 35 30 25 20

m 1-2 6 counts double time
 move to yard lines A/B/A/B each half count
 horns up on & of 6

Director Viewpoint

m 3-6 12 DT counts (24 steps)
horns to box level on 1

The drill sheet is a large grid with 24 vertical lines and 12 horizontal lines. It contains various musical notes and symbols, each with a numbered stem indicating its starting point. The notes are arranged in a pattern that generally moves from left to right and then back to left. The notes include: 'e', 'a', 'c', 'f', 'q', 'm', 'v', 'o', 't', 'j', '!', '@', '#', and '~'. The notes are numbered from 1 to 58. The notes are arranged in a pattern that generally moves from left to right and then back to left. The notes include: 'e', 'a', 'c', 'f', 'q', 'm', 'v', 'o', 't', 'j', '!', '@', '#', and '~'. The notes are numbered from 1 to 58. The notes are arranged in a pattern that generally moves from left to right and then back to left. The notes include: 'e', 'a', 'c', 'f', 'q', 'm', 'v', 'o', 't', 'j', '!', '@', '#', and '~'. The notes are numbered from 1 to 58.

20 25 30 35 40 45 50 45 40 35 30 25 20

m 7-10 12 DT counts (24 steps)
horns drag down in 3 (6)

0 25 30 35 40 45 50 55 60 65 70 75 80 85 90 95 100

Director Viewpoint

m 11-14 move 12

Director Viewpoint

m 15-18 move 12
m 19-20 hold 6
drag to box level in 3
drag to box center in 3

Director Viewpoint

Director Viewpoint

17 a 18 a
 19 a 20 a
 21 a 22 a
 23 e 24 e
 25 e 26 e
 27 t 28 t
 29 t 30 t
 31 t 32 t
 33 t 34 m 35 m
 36 m 37 m 38 m
 39 v 40 v
 41 v 42 v
 43 v 44 v
 45 v 46 o
 47 o 48 o
 49 o 50 o
 51 q 52 q
 53 r 54 r
 55 i 56 i
 57 @ 58 @
 59 # 60 #
 61 # 62 #
 63 # 64 #
 65 # 66 #
 67 # 68 #
 69 #

m 27-28 move 8
 horns down on 1, up on 8
 m 29-30 hold 8

Director Viewpoint

m 30a-30b move 8
m 31-32 hold 8

Director Viewpoint

m 32a-32d move 16

Director Viewpoint

m 33-35 move 12

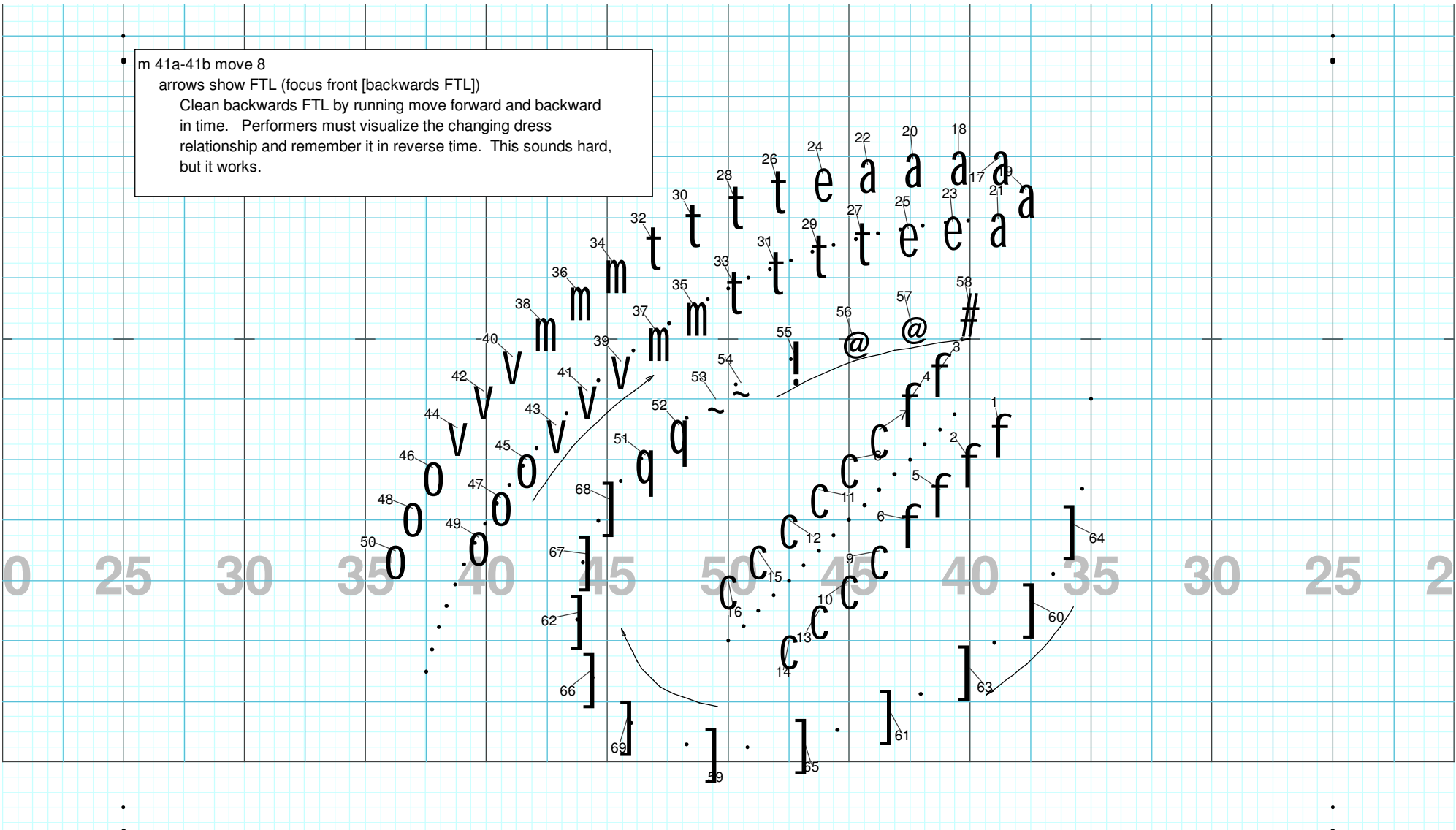
0 25 30 35 40 45 50 55 60 65

Director Viewpoint

m 36-37 move 8
m 38-41 hold 16
if horns rest on 36-37, front to back ripple left lunge
if horns play, all lunge on 1
in on 16

Director Viewpoint

m 41a-41b move 8
arrows show FTL (focus front [backwards FTL])
Clean backwards FTL by running move forward and backward in time. Performers must visualize the changing dress relationship and remember it in reverse time. This sounds hard, but it works.



0 25 30 35 40 45 50 45 40 35 30 25 2

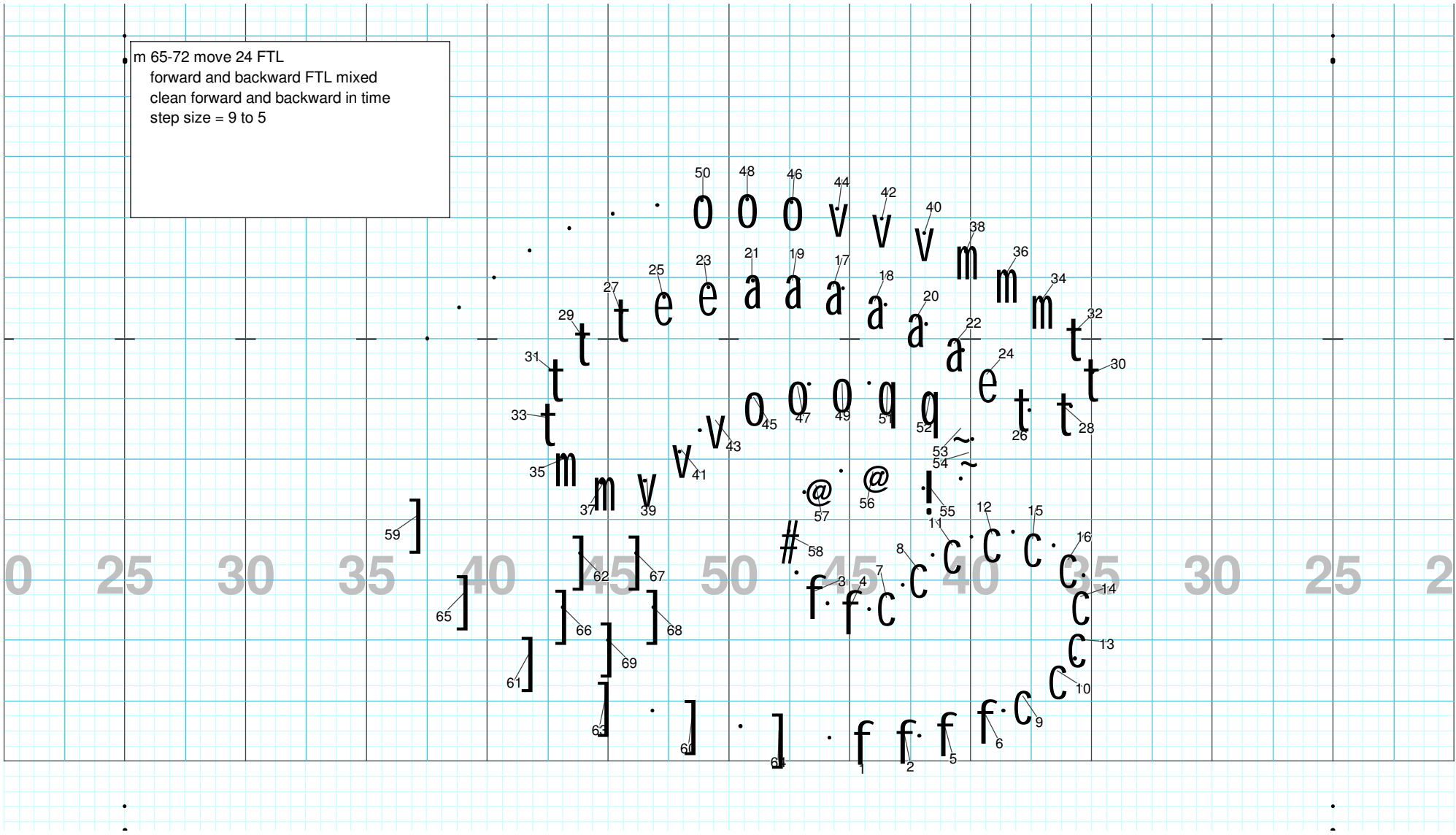
Director Viewpoint

CARMEN FINALE NUMBERS BEGIN
 m 56-59 move 20
 m 59b hold 2, horns up + in
 (box level to box center)
 m 60-64 hold 8+4+6 (18)
 8 - horns to box center
 4 - horns flash to side 2 end zone on 1
 drag back on 2-4
 6 - horns drag to box level on 1-3 and hold

0 25 30 35 40 45 50 45 40 35 30 25 20

Director Viewpoint

m 65-72 move 24 FTL
forward and backward FTL mixed
clean forward and backward in time
step size = 9 to 5



Director Viewpoint

• m 73-79 move 21 (8 to 5)
reverse move, larger steps
horns to box level on 1
(consider FF dynamic)

Director Viewpoint

m 86-87 move 6 (12 DT steps)
horns down on 1, up on 12 (6&)

o o o o o v v v v v m m m m m t t t t t t t e e e a a a a a a

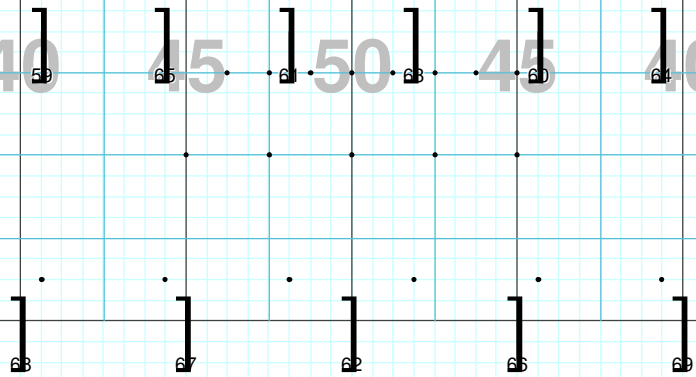
50 49 48 47 46 45 44 43 42 41 40 39 38 37 36 35 34 33 32 31 30 29 28 27 26 25 24 23 22 21 20 19 18 17

q q ~ ~ † @ @ #
51 52 53 54 55 56 57 58

c c c c c c c c c f f f f f f f

16 14 15 13 12 10 11 9 8 6 7 5 4 2 3 1

0 25 30 35 40 45 50 45 40 35 30 25 2



Director Viewpoint

m 92-96 move 15 (30 DT steps)
horns flash to level on 1
drum line slides 15, floats 15
all flags

0 25 30 35 40 45 50 46 40 35 30 25 2

Director Viewpoint

m 104-108 move 16
horns to top of box center on 1

A handwriting drill on a grid. The letters are arranged in rows with stroke order numbers. The letters shown are: 'o' (rows 45-50), 'v' (row 44), 'm' (rows 38-35), 'a' (rows 22-17), 't' (rows 27-23), 'e' (rows 25-24), 'i' (row 53), 'q' (row 52), '!' (row 54), '@' (rows 56-57), and '#' (row 58). Below the letters are brackets with numbers: 59, 65, 63, 61, 67, 68, 62, 60, 65, 69, 64.

Director Viewpoint

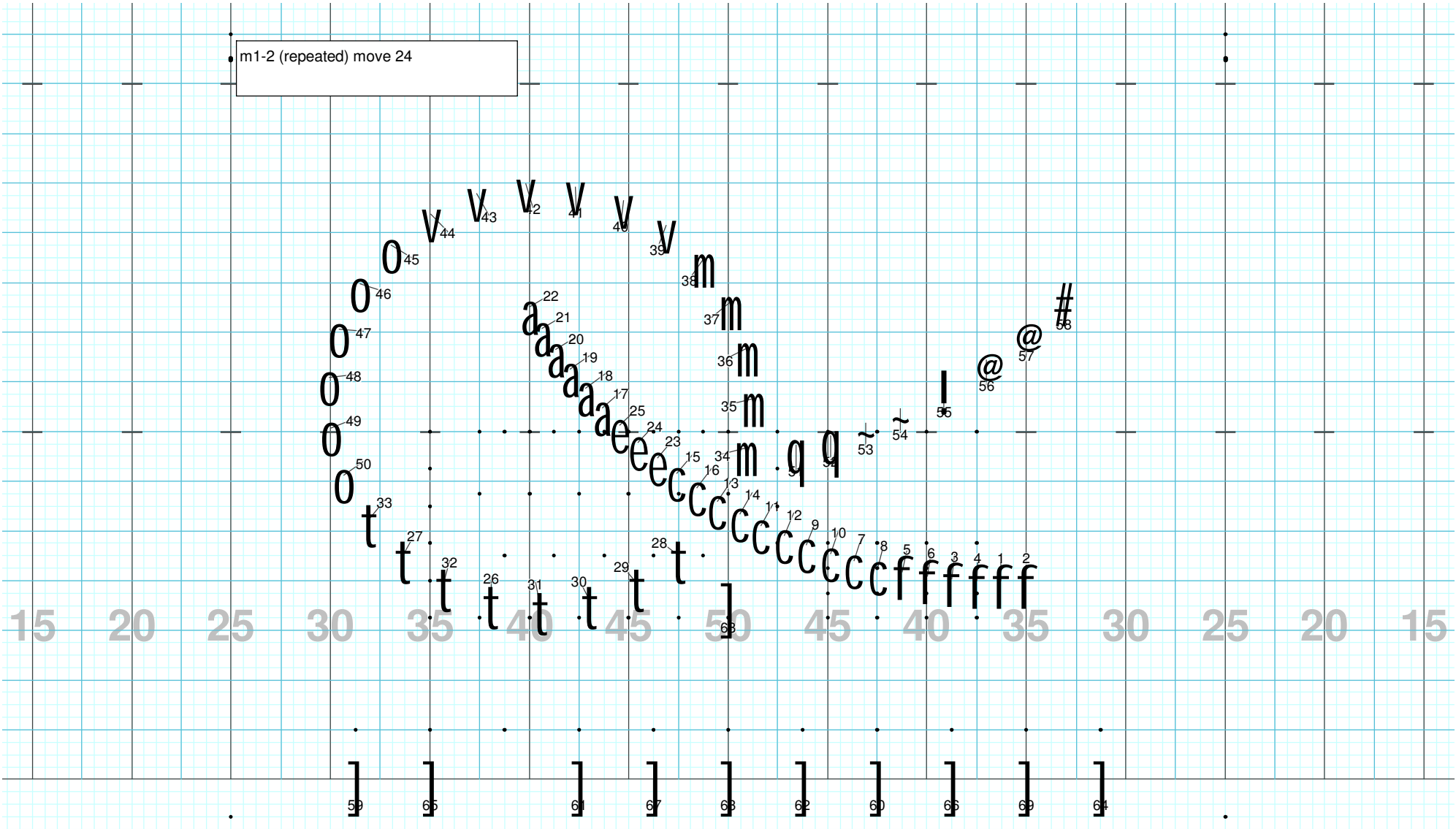
• transition page
all moves will be counted in double time

15 20 25 30 35 40 45 50 55 60 65 70 75 80 85 90 95 100

45 vvvvvvmmmm ~ 54 ! 55 @ 56 @ 57 # 58
 46 44 43 42 41 40 39 38 37 36 35 34 ~ 53
 47 a a a a a a a a g 52
 48 t t e e e 51 e 15 e 11 e 7 f 3
 49 22 21 20 19 18 17 50 16 12 8 4
 50 t 33 t 32 t 31 30 t 29 t 28 13 9 5 1
 14 10 6 2

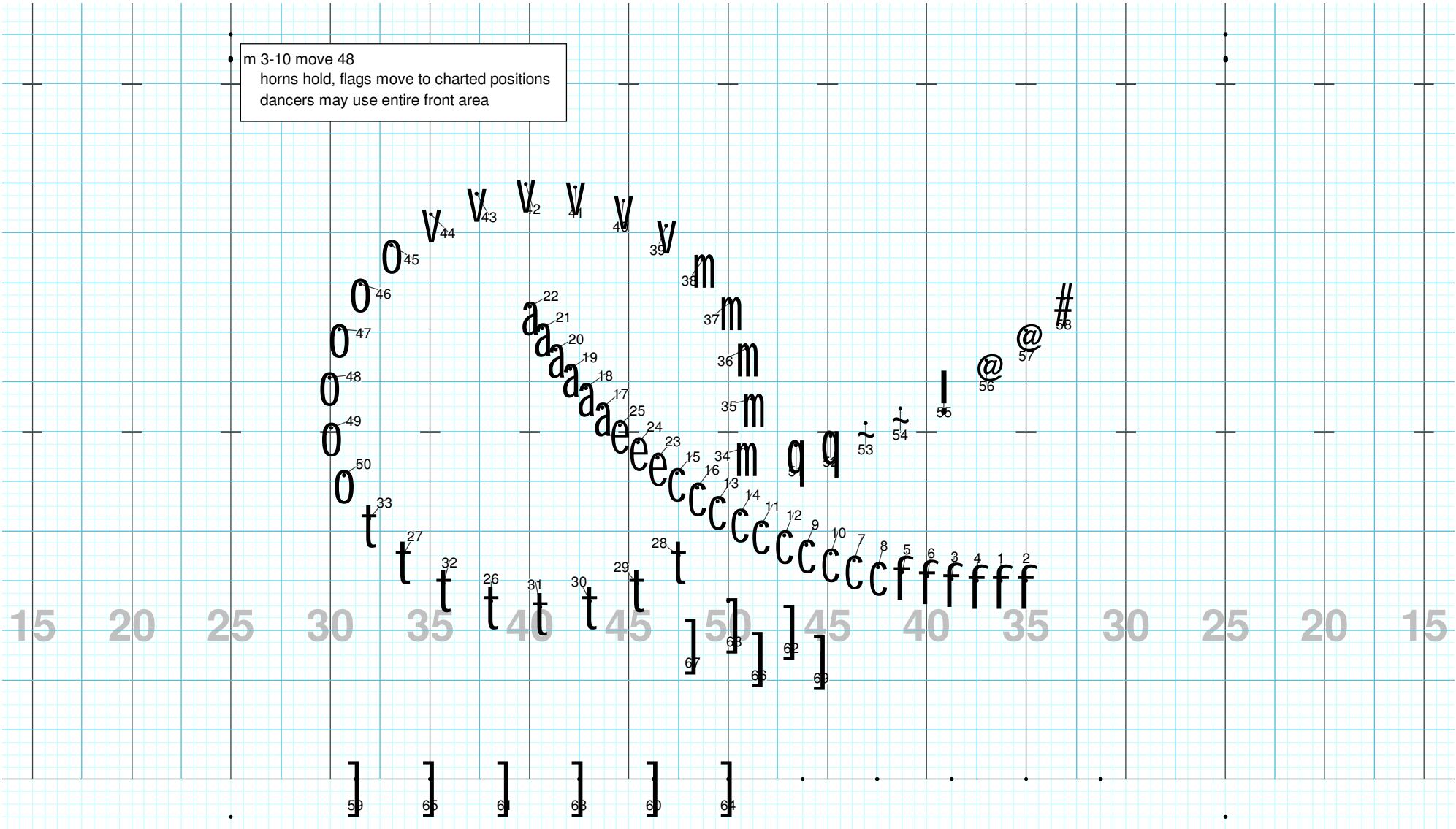
] 59] 65] 68] 61] 67] 63] 62] 60] 66] 69] 64

m1-2 (repeated) move 24




Director Viewpoint

• m 3-10 move 48
horns hold, flags move to charted positions
dancers may use entire front area




Director Viewpoint

m 11-16 move 36
NOT A ROTATION - all performers move in straight lines
arc opens and appears to rotate



Director Viewpoint

m 22-26 move 30
flank to face backfield on count 1
m 27 clockwise turn 180 degrees in 6 counts
m 28-31 hold 24, horns flash to box level on 1



Director Viewpoint

• m 37-39 move 24
 m 40-42 hold 18
 horns to box level on 1
 m 43 hold 6
 horns drag down on 4-6

a a ~ ~ | @ @ #
 53 54 55 56 57 58

v v v m m m

v | v v | m | m

t | t | a | c | c | f

t | t | a | c | c | f

t | t | a | c | c | f

t | t | e | c | c | f

o o a e c f

o | o | a | c | c | f

o o a e c c

15 20 25 30 35 40 45 50 45 40 35 30 25 20 15

Director Viewpoint

• m 45-47 + fermata move 24
 flex hits on 24
 consider adding triangle hit on 25

53 54 55 56 57 58

41 42 43

48 49 50

27 28 29

26 27 28

38 39 40

32 33 34

46 47 48

51 52 53


49 50 51

15 20 25 30 35 40 45 50 45 40 35 30 25 20 15

44 45 46


36 37 38

Director Viewpoint




Director Viewpoint

m 1-2 MT 8
M 2-6 move 16
guard positions are
approximate and can be
changed at director's discretion

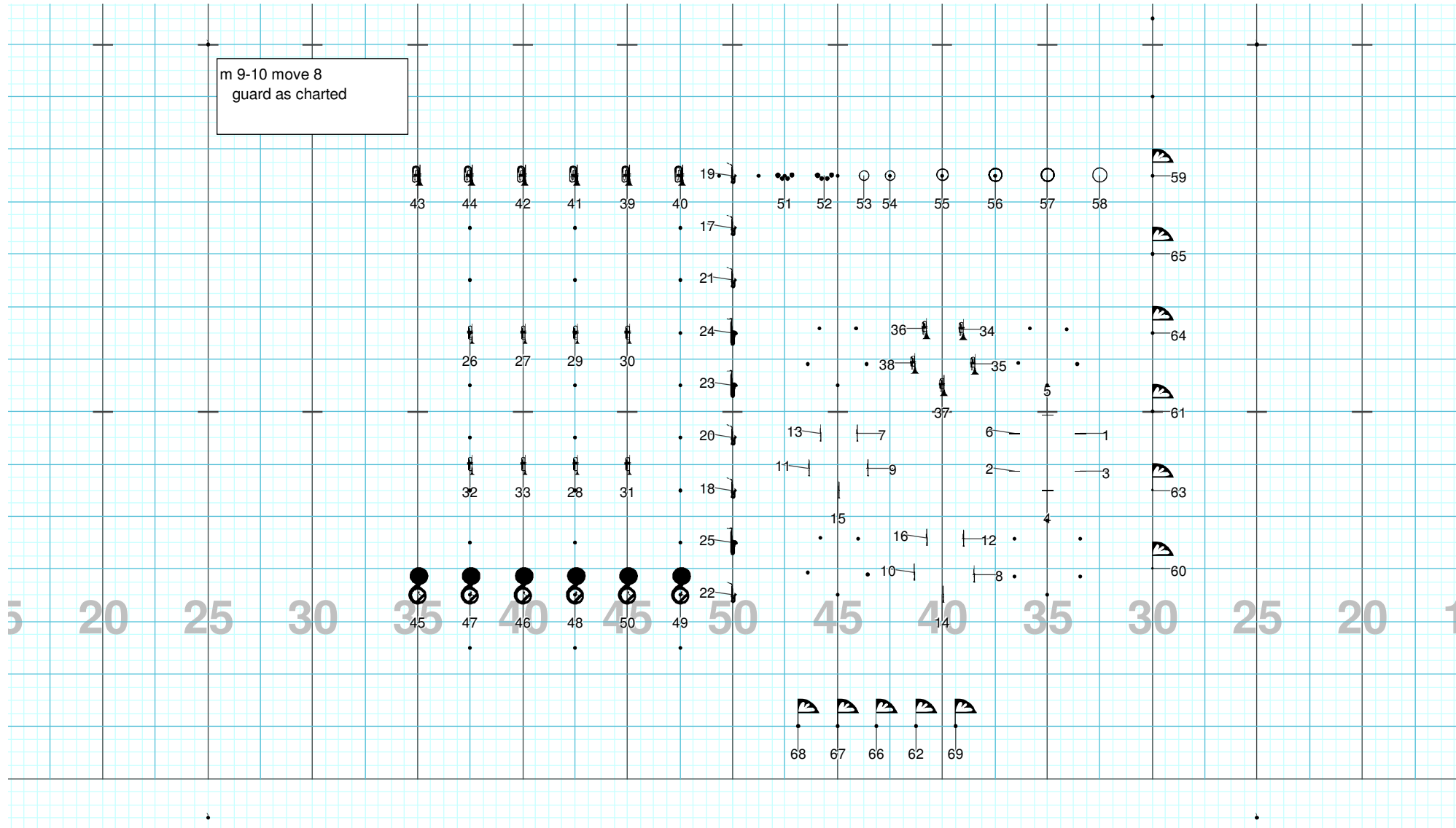


Director Viewpoint



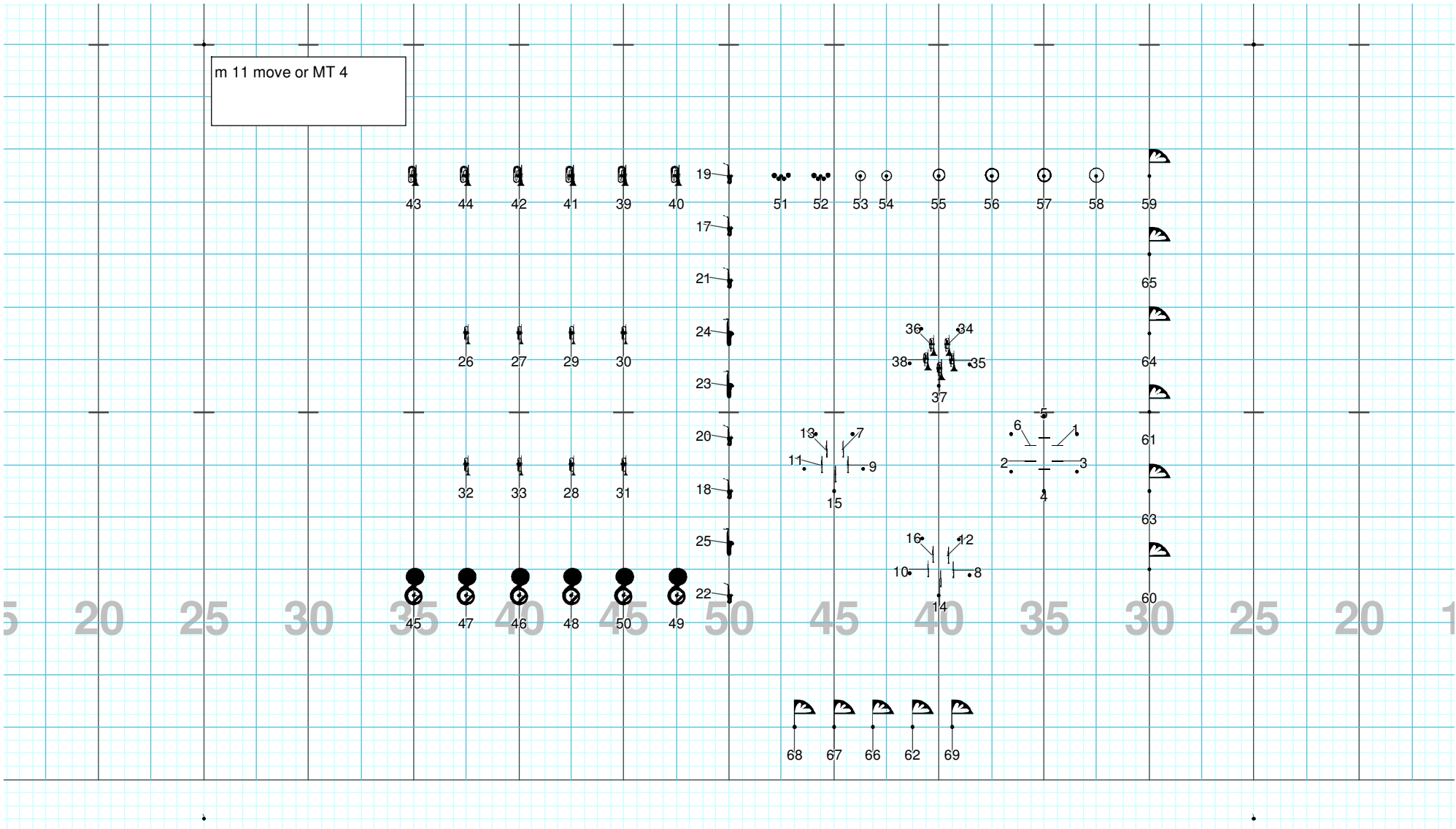
Director Viewpoint

m 9-10 move 8
guard as charted




Director Viewpoint

m 11 move or MT 4



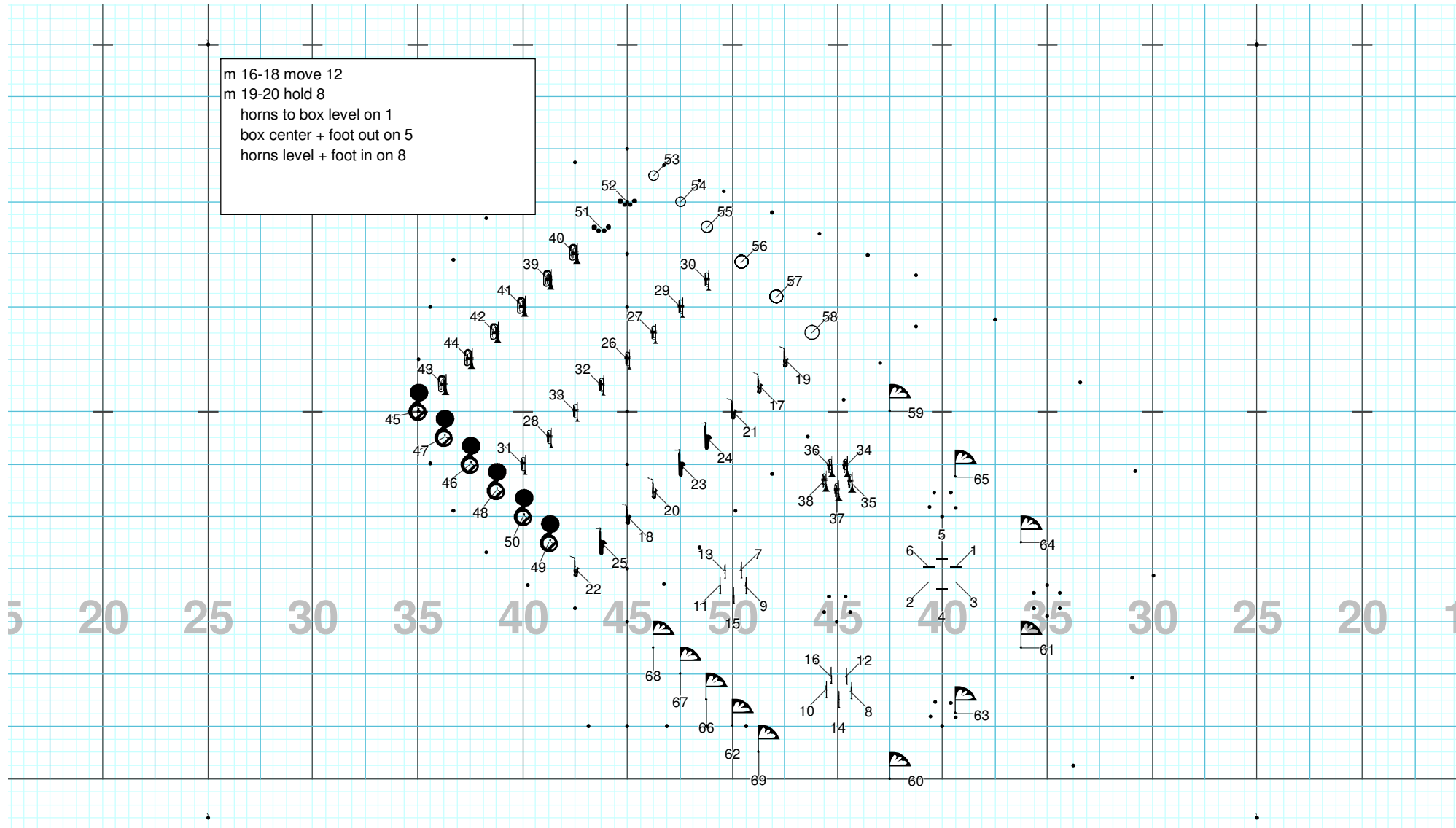
Director Viewpoint

m 12-15 move 16




Director Viewpoint

m 16-18 move 12
m 19-20 hold 8
horns to box level on 1
box center + foot out on 5
horns level + foot in on 8



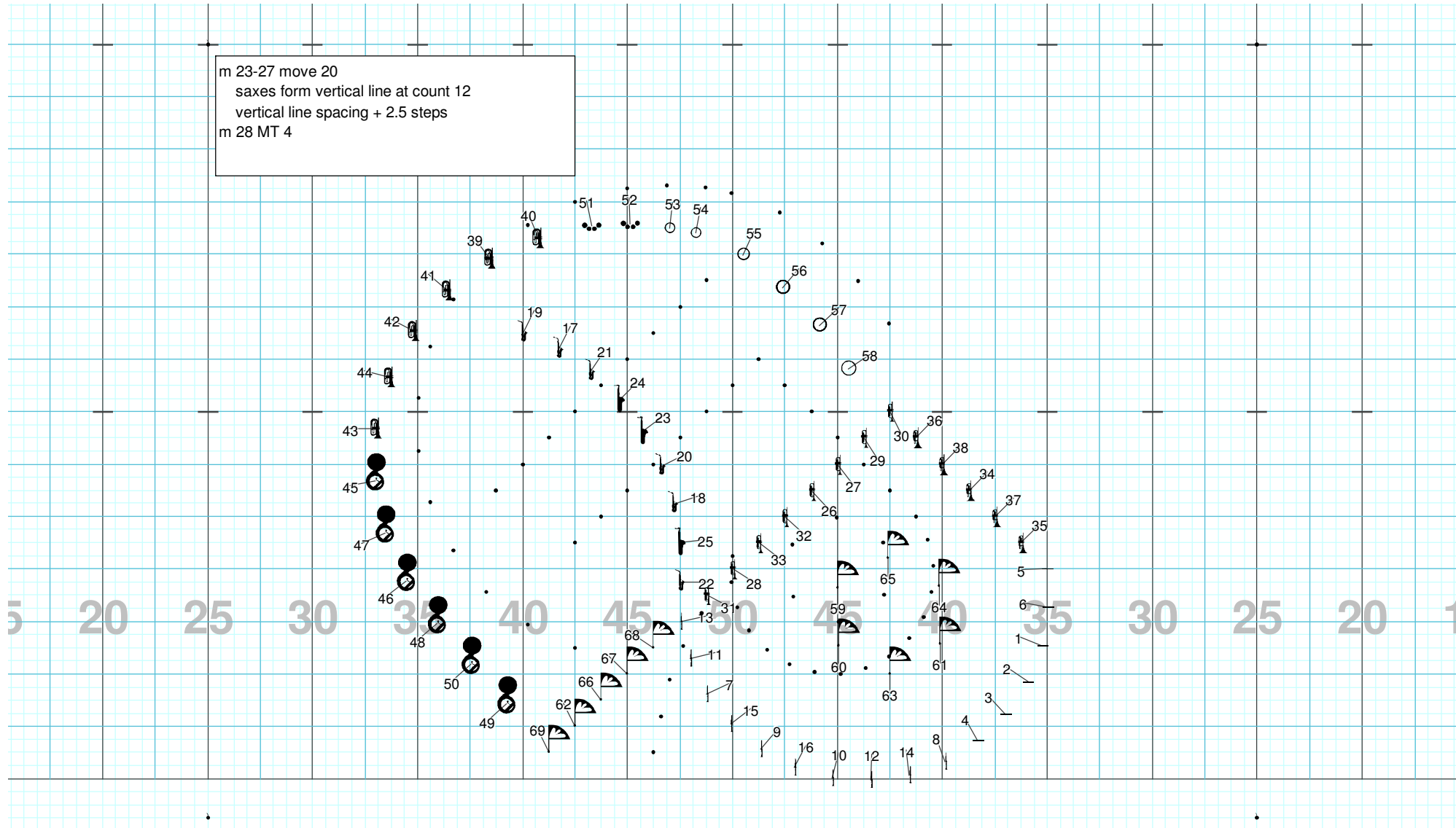
Director Viewpoint

m 21-22 move 8
cross through on 4



Director Viewpoint


m 23-27 move 20
saxes form vertical line at count 12
vertical line spacing + 2.5 steps
m 28 MT 4



5 20 25 30 35 40 45 50 55 60 65 70 75 80 85 90 95 100

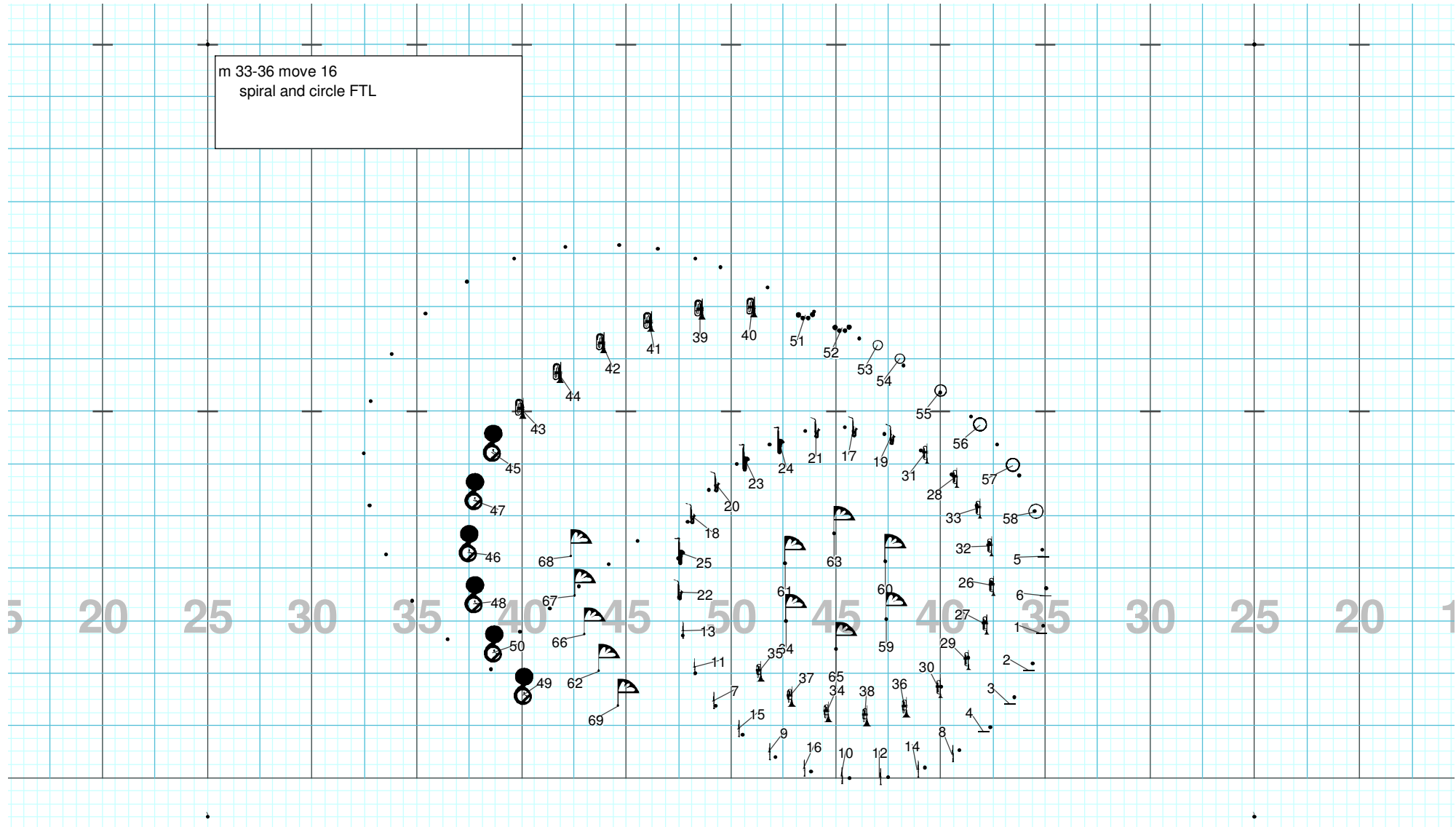
Director Viewpoint

m 29-32 move 16



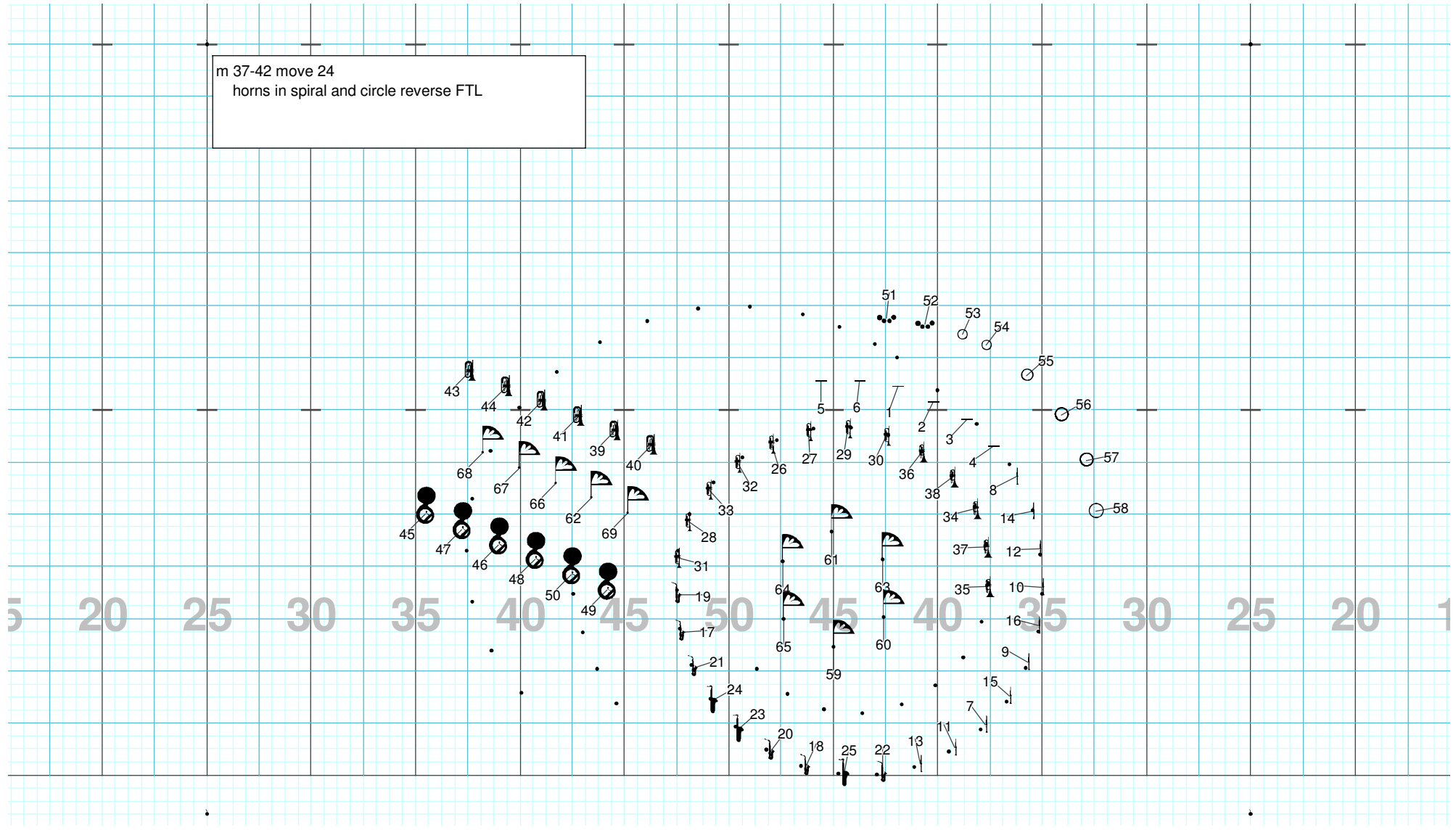
Director Viewpoint

m 33-36 move 16
spiral and circle FTL




Director Viewpoint

m 37-42 move 24
horns in spiral and circle reverse FTL




Director Viewpoint

m 43-46 move 16
sabers run through on 8
m 74 hold 4



Director Viewpoint

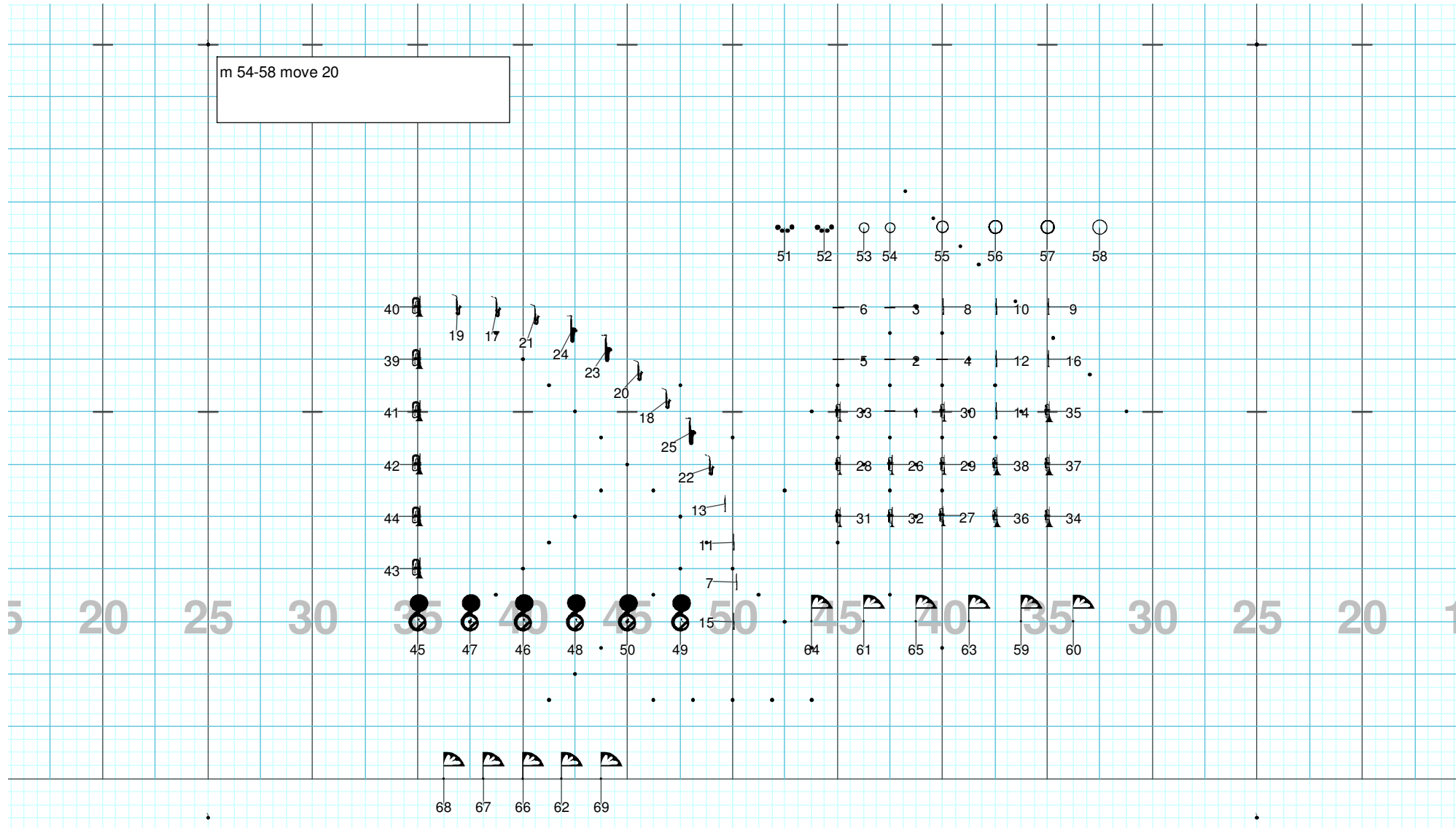
m 48-52 move 20
side two diagonals reverse oblique for
first 8 counts, then move to position
m 53 hold 4



5 20 25 30 35 40 45 50 55 60 65 70 75 80 85 90 95 100


Director Viewpoint

m 54-58 move 20



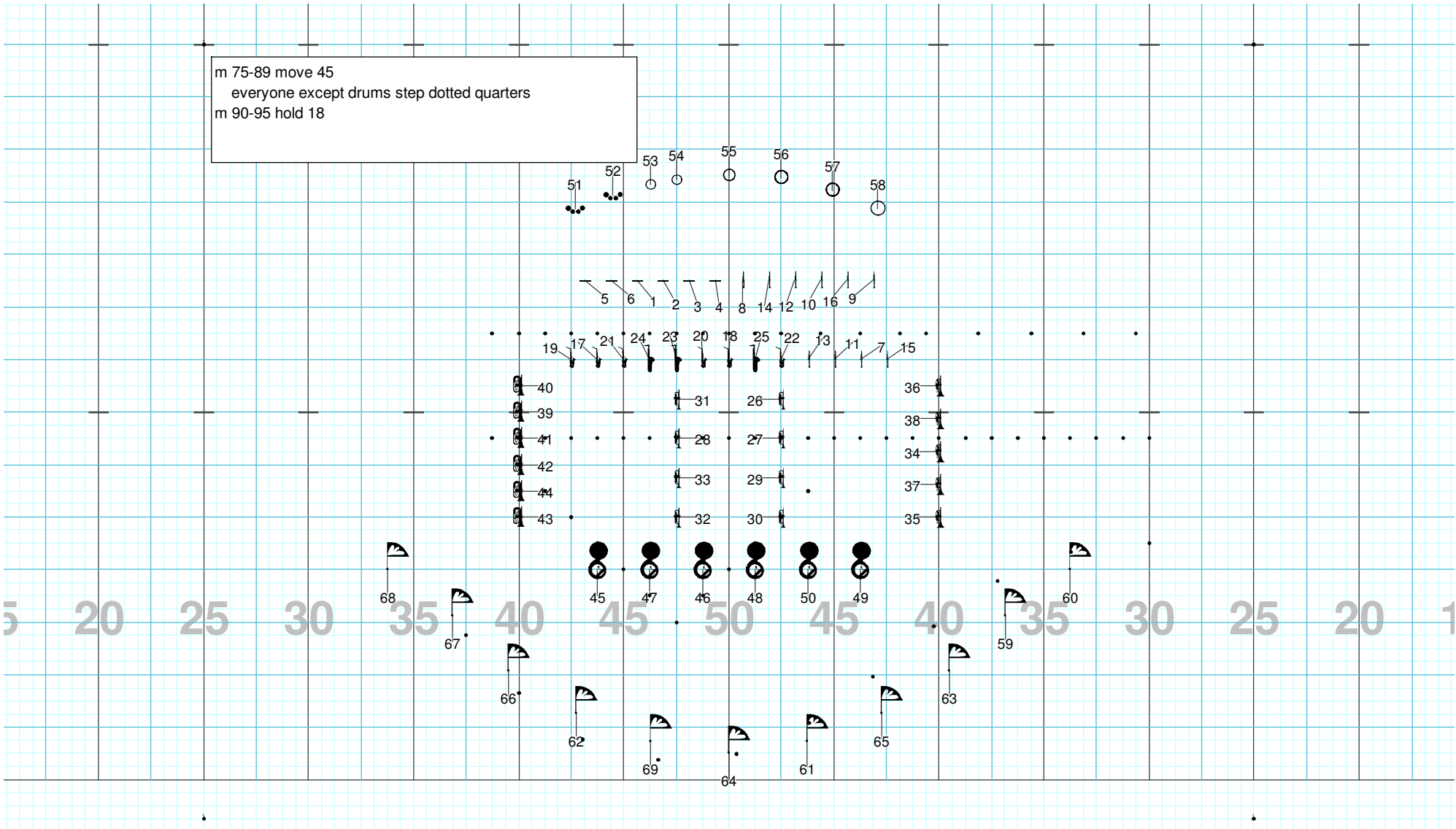
Director Viewpoint

m 65-68 move 12
hash forward steps 4 dotted halves
m 69-74 hold 18



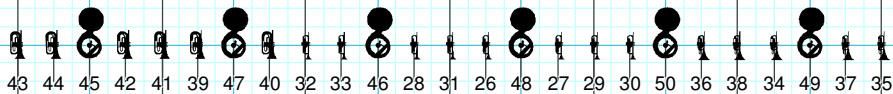
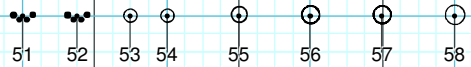
Director Viewpoint

m 75-89 move 45
everyone except drums step dotted quarters
m 90-95 hold 18



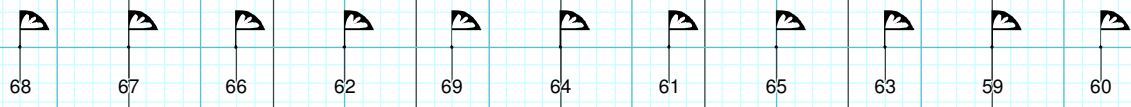
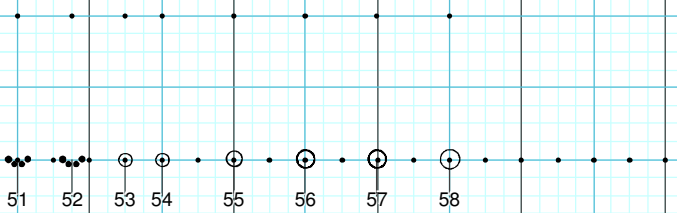
Director Viewpoint

m 96-97 move 6
horns drag to box level on 4-6




Director Viewpoint

m 98-99 move 8
horns drag to level on 5-8
m 100 hold 4
horns to box level on 1
horns to box center on 3



5 20 25 30 35 40 45 50 45 40 35 30 25 20 1

m 101-106 move 24
either half time steps or
high mark time half steps

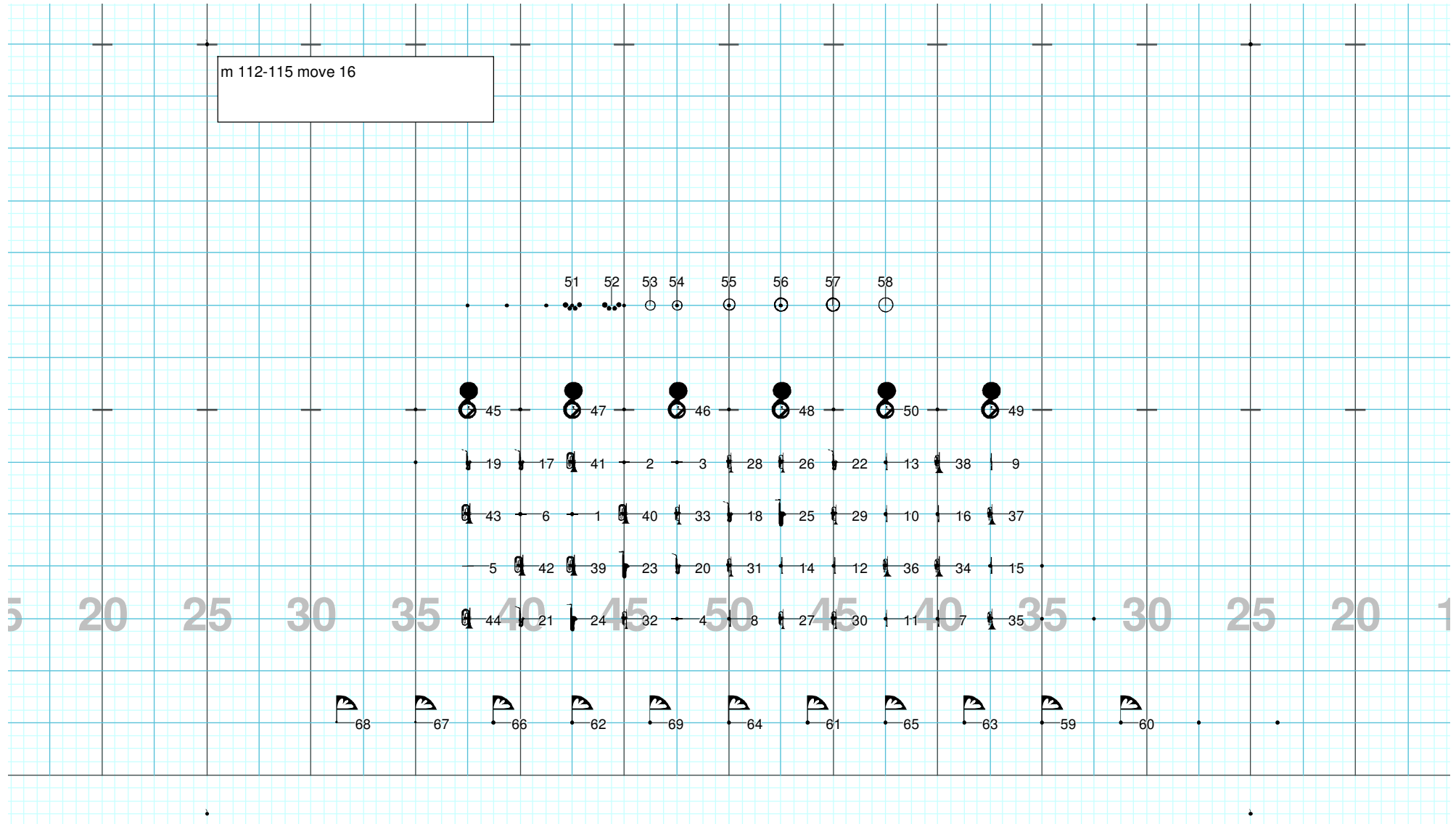


Director Viewpoint

m 107-110 count 2 move 15
horns level on 1
m 110 count 3 - 11 hold 4
horns to box level on 1

Director Viewpoint

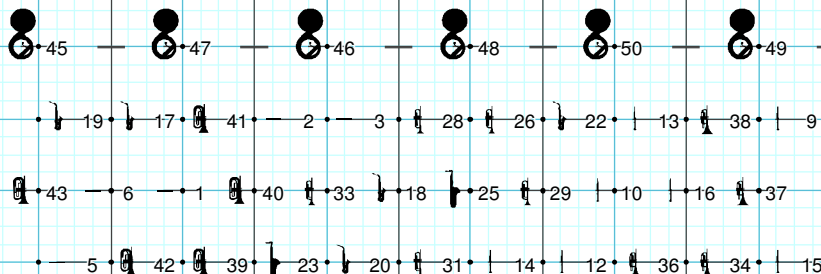
m 112-115 move 16



Director Viewpoint

m 116 move 4
high mark time half steps
m 117-119 hold to end

51 52 53 54 55 56 57 58



5 20 25 30 35 40 45 50 45 40 35 30 25 20 1



Director Viewpoint