

starting line - spacing = 1 step

Drill: I Want You Back

Set #2 Count: 16

m 1-8 move 16

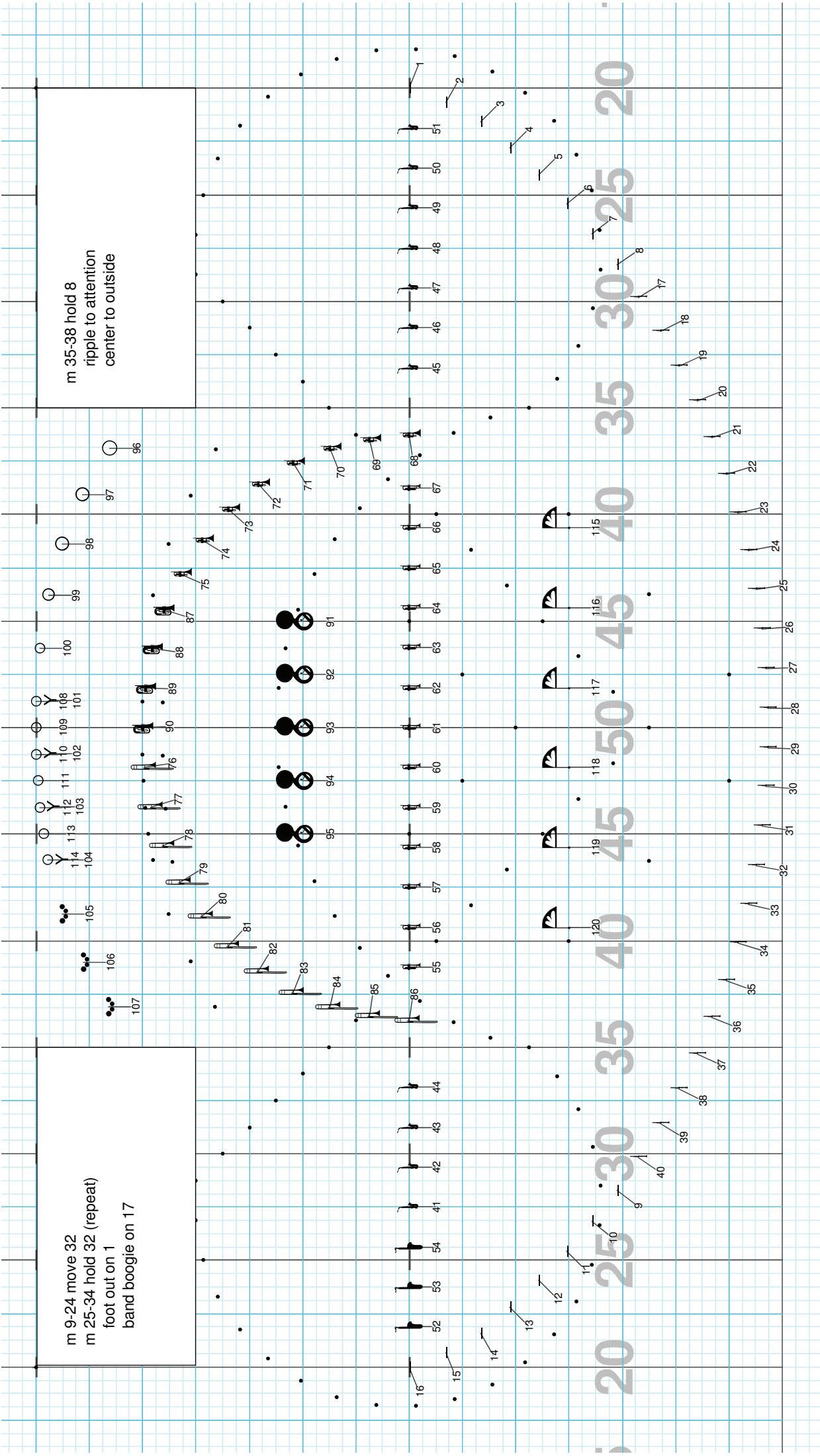
Director Viewpoint

Drill: I Want You Back

Set #3 Count: 48

m 9-24 move 32
m 25-34 hold 32 (repeat)
foot out on 1
band boogie on 17

m 35-38 hold 8
ripple to attention
center to outside



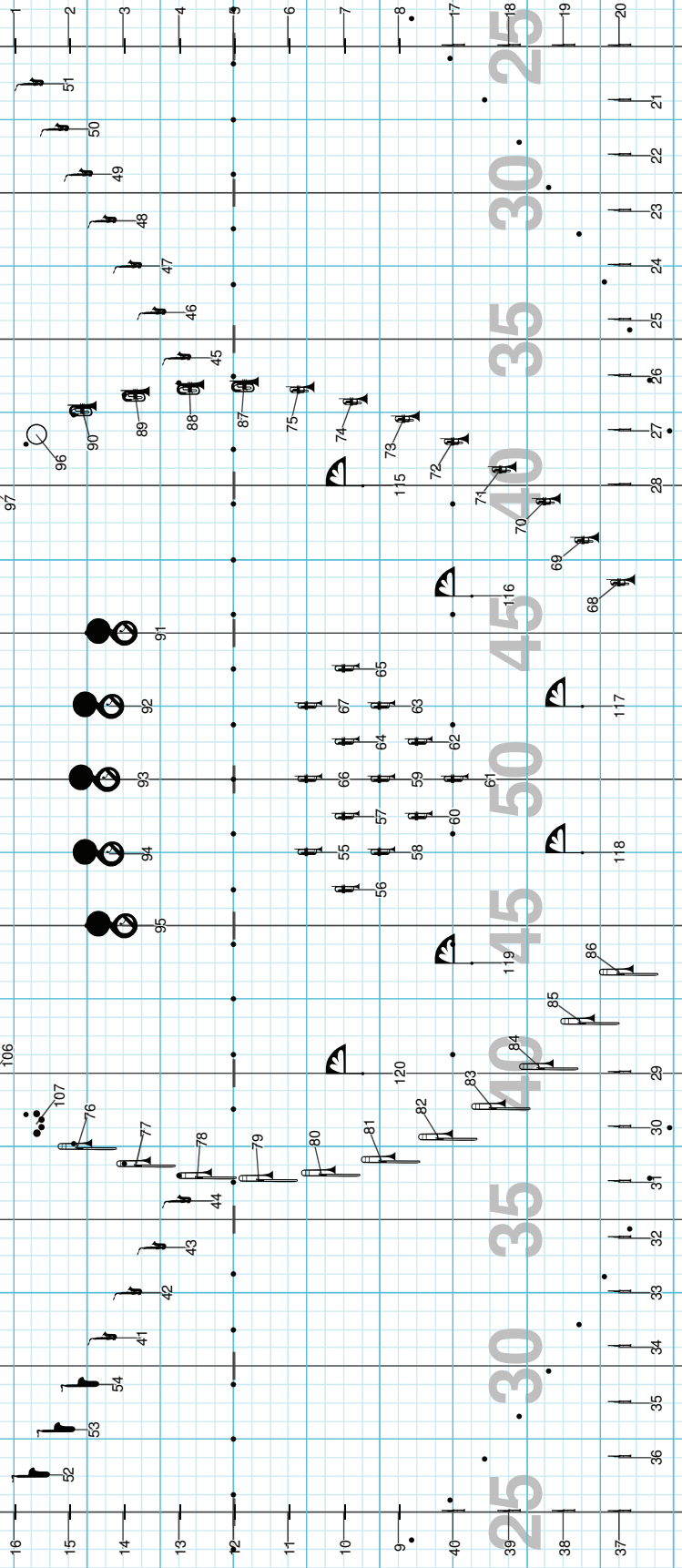
Director Viewpoint

Drill: I Want You Back

Set #4 Count: 120

m 39-47 move 32 (repeat)
bones, mellos, bars
follow the leader

m 48-52 move 12



Director Viewpoint

53-60 move 16

Director Viewpoint

Drill: I Want You Back

Set #6 Count: 164

m 61-68 move 16
horn moves on rest
m 69-72 hold 16

The image displays a musical score for a drill titled "I Want You Back". The score is laid out on a grid with 16 measures per line. The measures are numbered 1 through 118. The notation includes various musical symbols: notes (quarter, eighth, and sixteenth notes), rests, stems, and beams. Some measures contain specific rhythmic patterns or rests. The score is organized into several systems, with some measures containing multiple notes or rests. The background is a light blue grid, and the text is in black. There is a large, faint watermark "20 25 30 35 40 45 50 55 60 65 70 75 80 85 90 95 100 105 110 115 120" across the middle of the page.

Director Viewpoint

transition page

Director Viewpoint

Drill: Soul Vaccination

Set #2 Count: 16


m 1-8 move 16
m 9-24 hold 28 MT 4

Director Viewpoint

Drill: Soul Vaccination

Set #3 Count: 76

m 25-40 move 28 MT 4

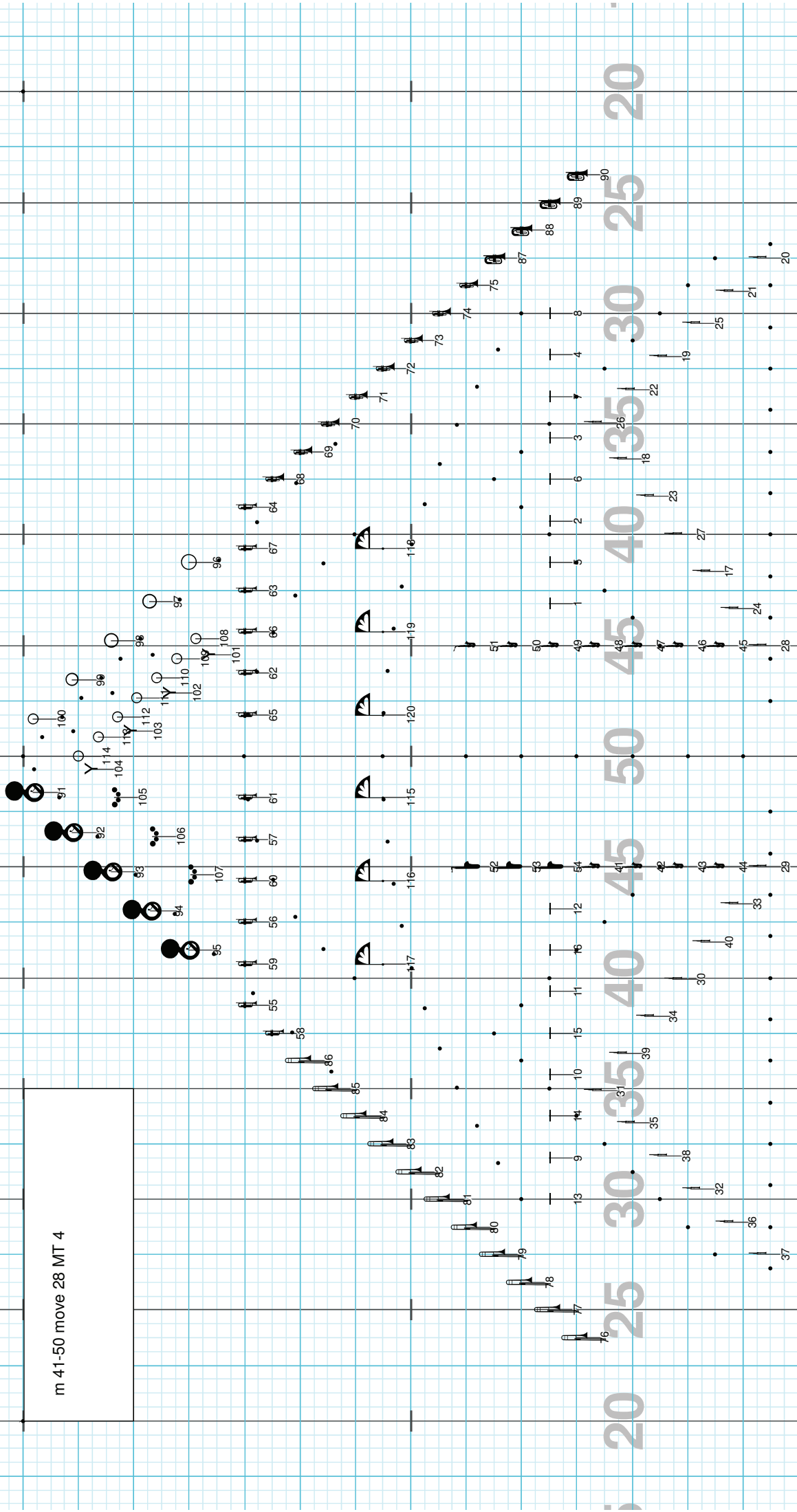


Director Viewpoint

Drill: Soul Vaccination

Set #4 Count: 108


m 41-50 move 28 MT 4



Drill: Soul Vaccination

Set #5 Count: 128


m 51-58 move 16
m 59-66 hold 16



Drill: Soul Vaccination


Set #6 Count: 180

m 65-84 move 36
follow the leader
m 85-86 mark time 4



Director Viewpoint

m 87-96 (1st ending) move 18 /// m 87-102 hold 32 /// m 103-108 hold 12, foot out, horns to box, let'er rip!



20 25 30 35 40 45 50 55 60 65 70 75 80 85 90 95 100 105 110 115 120

transition page

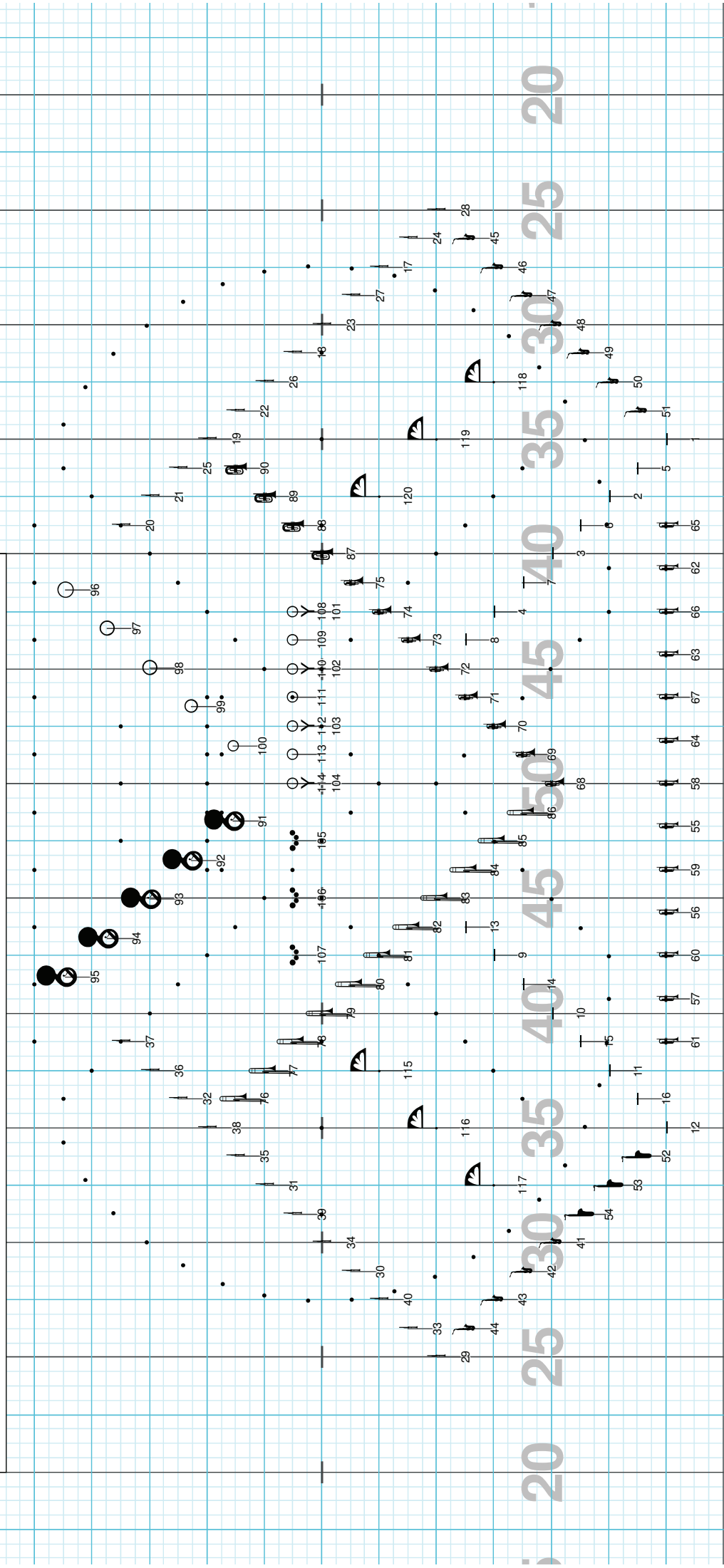
118 numbered musical notation symbols including notes, rests, and beams.

20 25 30 35 40 45 50 55 60 65 70 75 80 85 90 95 100 105 110 115 120

Drill: Thriller

Set #2 Count: 32

m 1-8 move 32 half time "monster stomp" /// m 9-12 hold 16 /// m 13-14 mark time 8




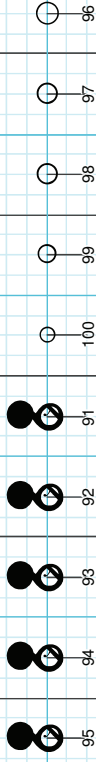
m 23-30 move 28 mark time 4
m 31-39 hold 32 mark time 4

m 40-49 move 32 mark time 8

m 50-61 monster dance 24 (48 counts) half steps

The diagram shows a sequence of 120 steps for a dance drill. The steps are arranged in a grid with 24 counts per row. The symbols in the grid represent different dance moves or directions. Below the grid, the steps are numbered 1 through 120, with foot positions and directions indicated by arrows and foot icons.

m 62-68 move 28
m 69-70 mark time 8



20 25 30 35 40 45 50 55 60 65 70 75 80 85 90 95 100 105 110 115 120

Director Viewpoint

m 71-74 move 16
m 75-77 hold 12

