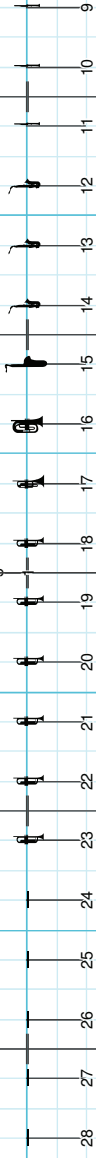
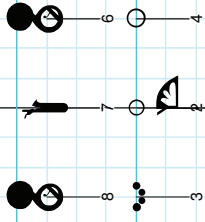


Drill: Mangione Opener

Set #1 Count: 0



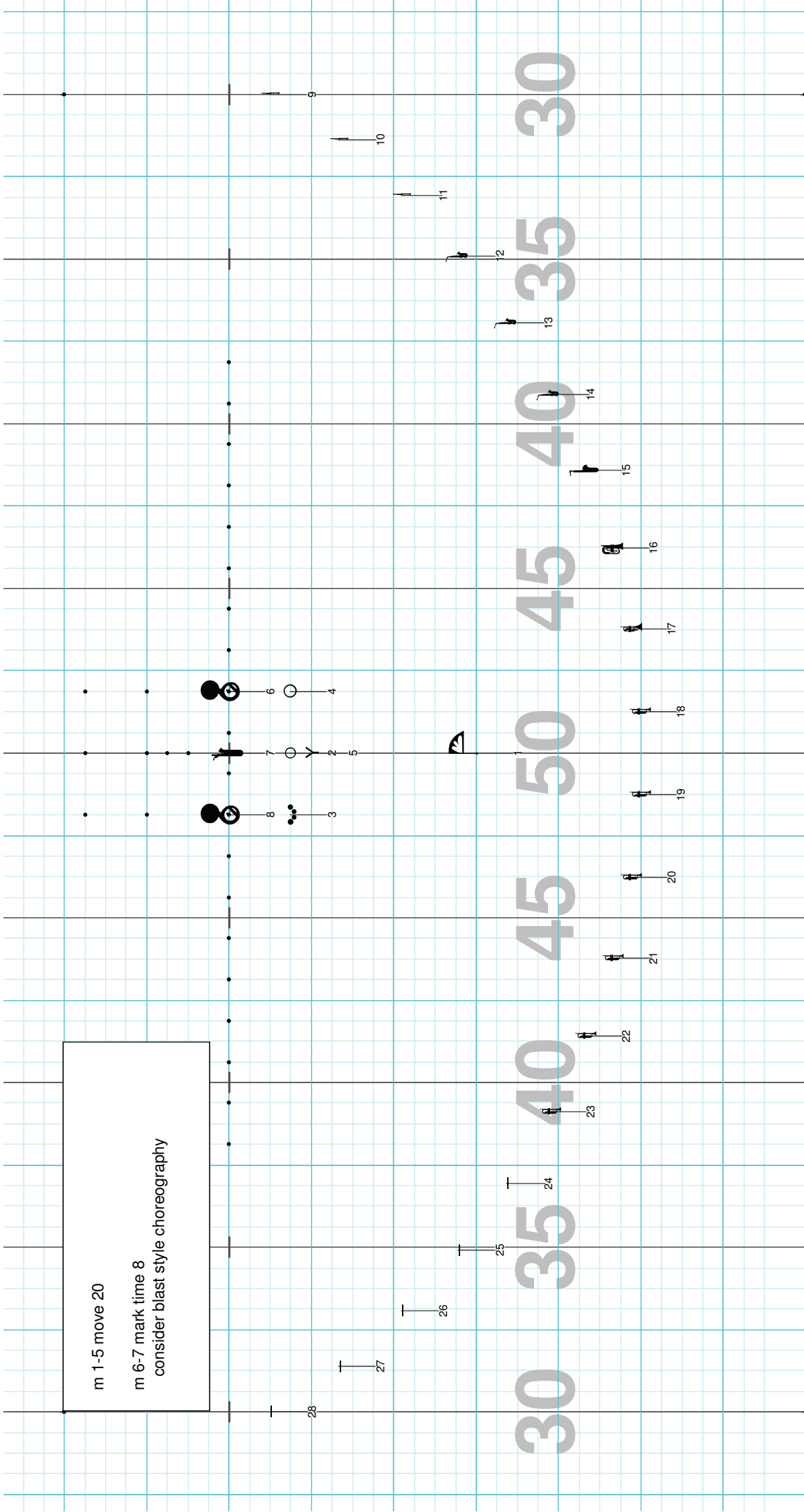
30 35 40 45 50 55 60 65 70 75 80 85 90 95 100

starting line

Drill: Mangione Opener

Set #2 Count: 20

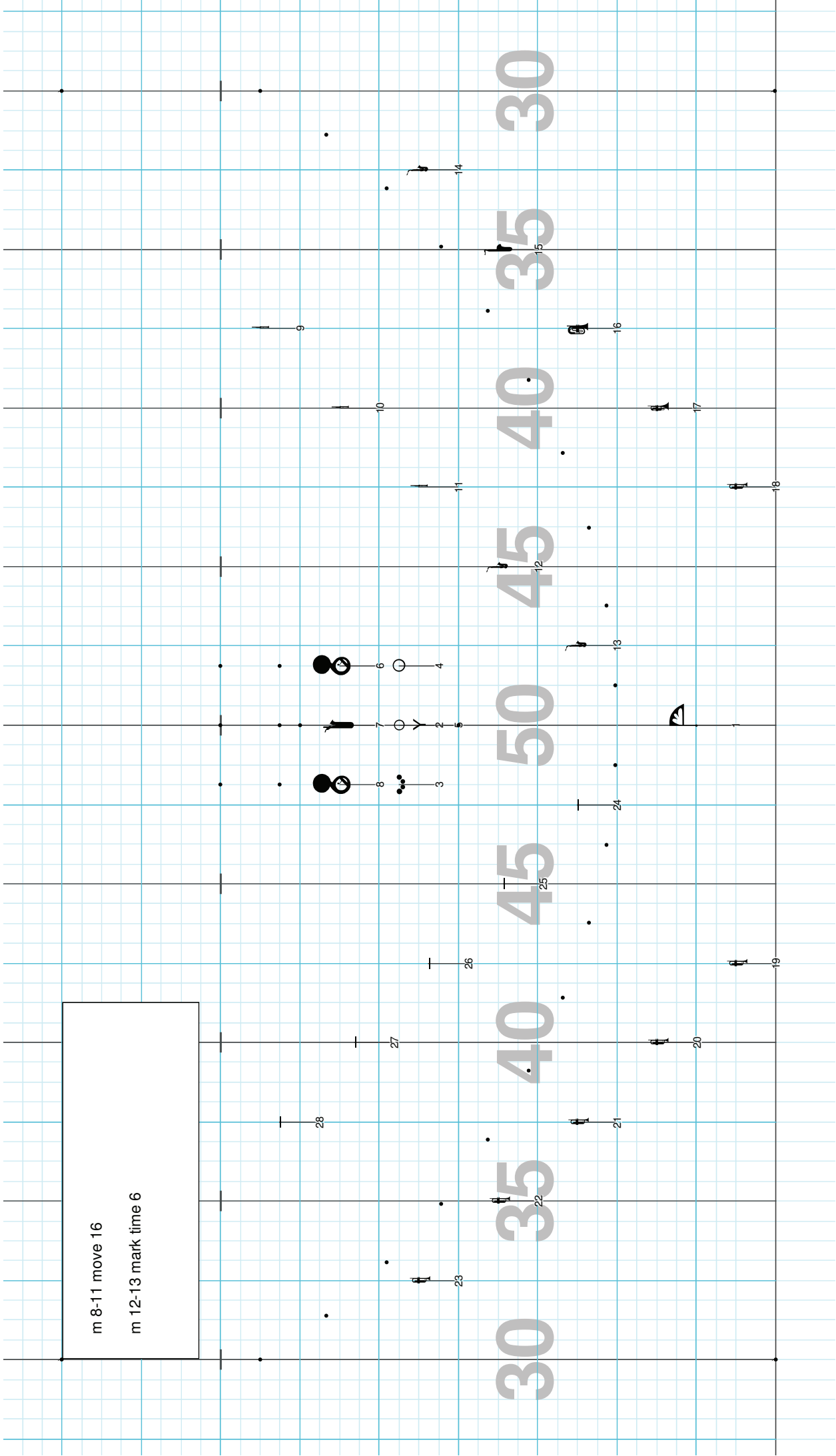
m 1-5 move 20
m 6-7 mark time 8
consider blast style choreography



Drill: Mangione Opener

Set #3 Count: 44

m 8-11 move 16
m 12-13 mark time 6

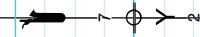
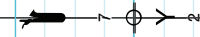
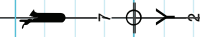
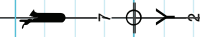
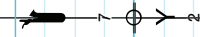
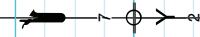
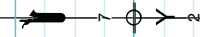
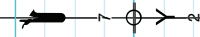
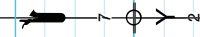
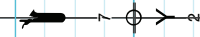
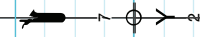
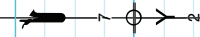
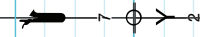
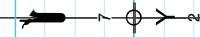
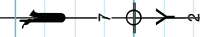
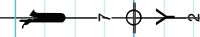
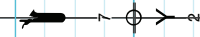
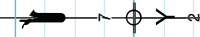
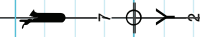
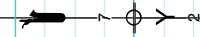
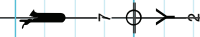
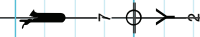
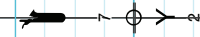
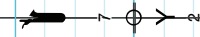
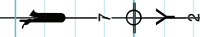
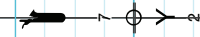
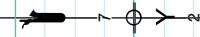
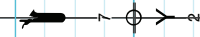
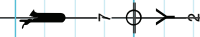
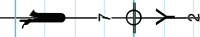
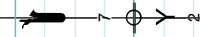
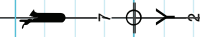
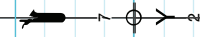
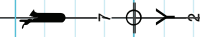
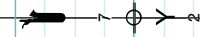
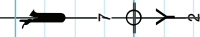
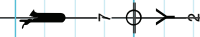
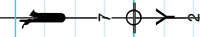
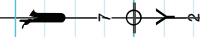
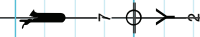
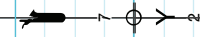
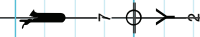
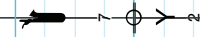
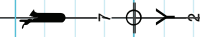
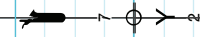
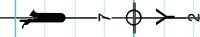
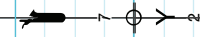
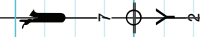
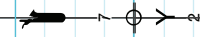
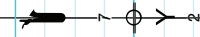
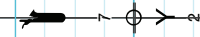
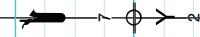
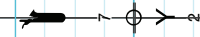
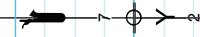
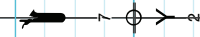
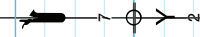
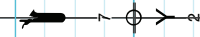
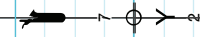
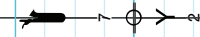
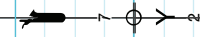
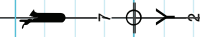
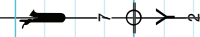
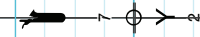
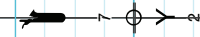
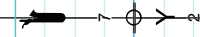
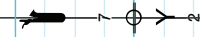
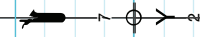
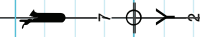
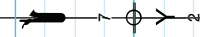
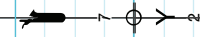
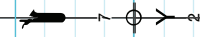
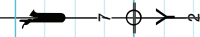
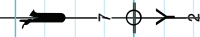
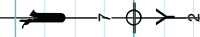
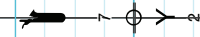
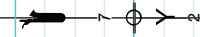
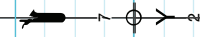
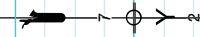
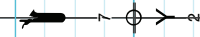
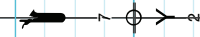
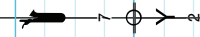
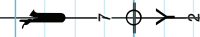
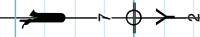
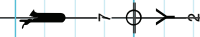
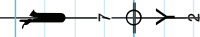
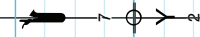
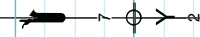
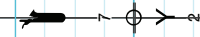
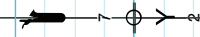
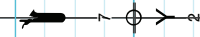
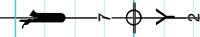
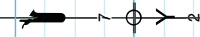
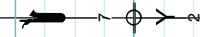
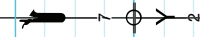
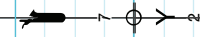
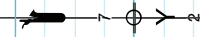
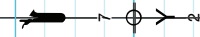
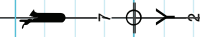
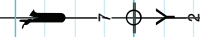
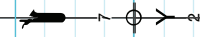
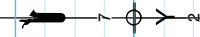
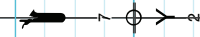
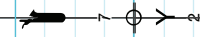
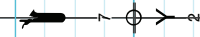
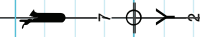
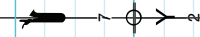
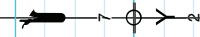
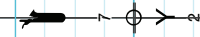
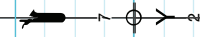
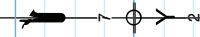
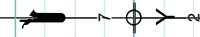
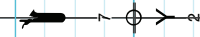
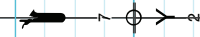
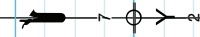
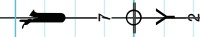
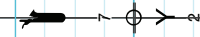
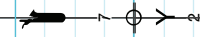
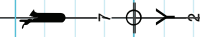
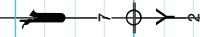
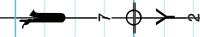
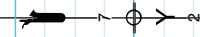
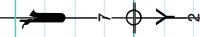
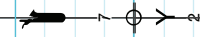
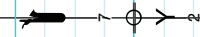
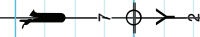
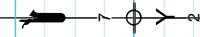
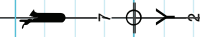
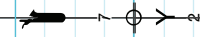
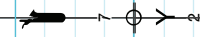
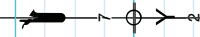
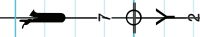
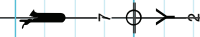
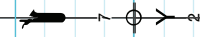
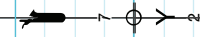
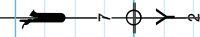
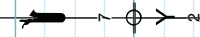
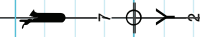
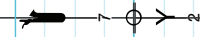
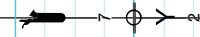
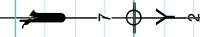
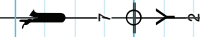
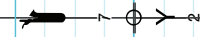
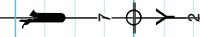
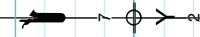
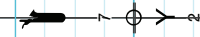
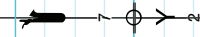
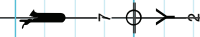
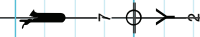
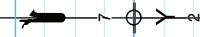
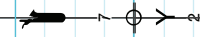
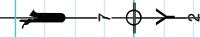
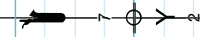
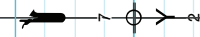
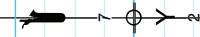
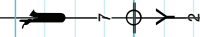
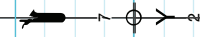
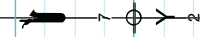
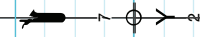
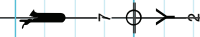
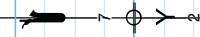
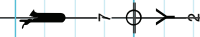
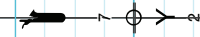
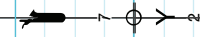
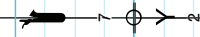
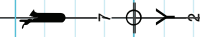
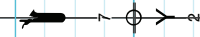
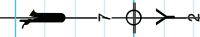
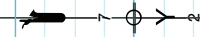
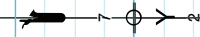
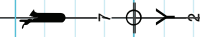
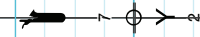
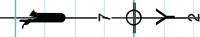
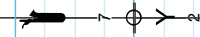
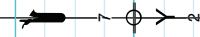
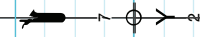
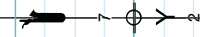
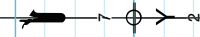
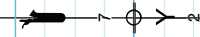
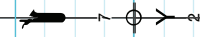
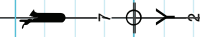
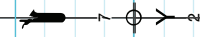
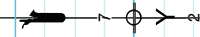
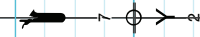
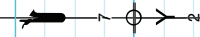
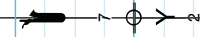
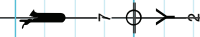
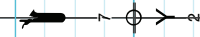
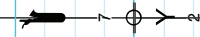
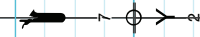
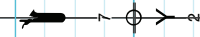
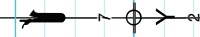
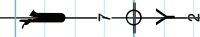
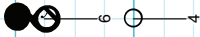
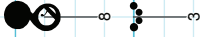


Director Viewpoint

Drill: Mangione Opener

Set #4 Count: 78

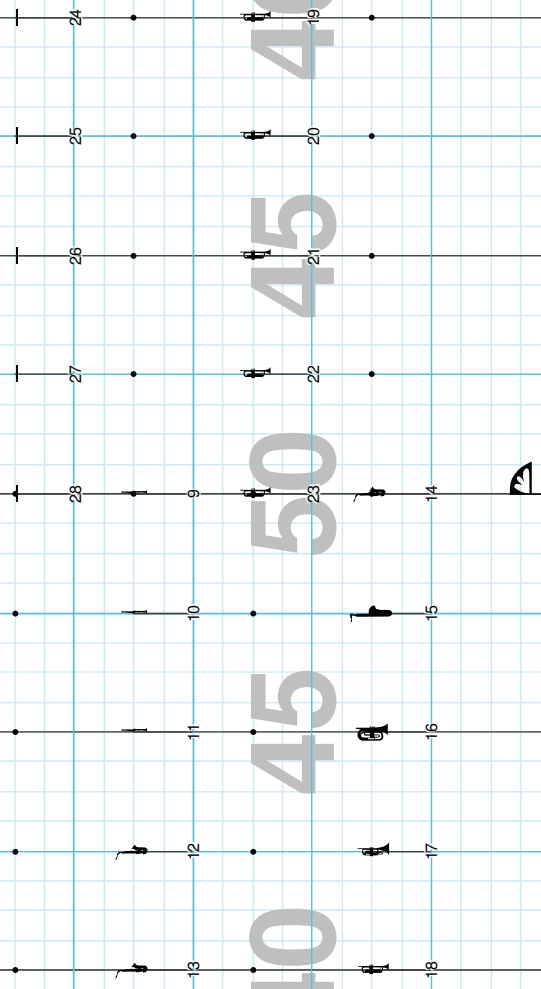
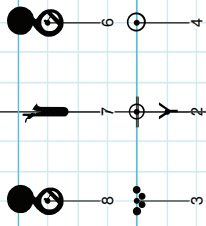
m 14-20 move 28
m 21 mark time 4



Drill: Mangione Opener

Set #5 Count: 98

m 22-25 slide 16 (8 to 5)



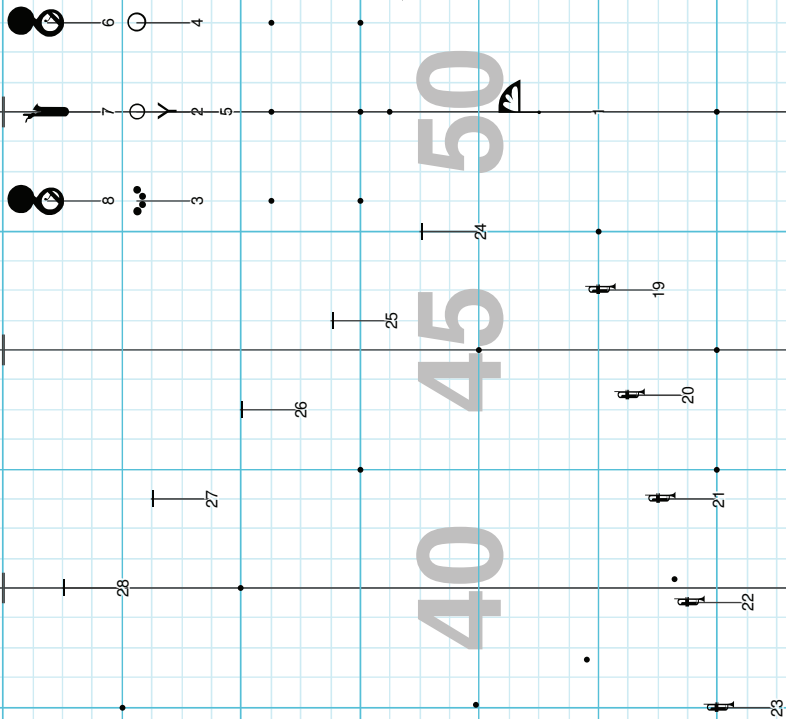
30 35 40 45 50 55 60 65 70 75 80 85 90 95

Director Viewpoint

Drill: Mangione Opener

Set #8 Count: 162

m 38-41


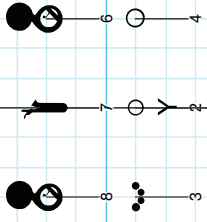


30 35 40 45 50 55 60 65 70 75 80 85 90 95 100 105 110 115 120 125 130 135 140 145 150 155 160 165 170 175 180 185 190 195 200 205 210 215 220 225 230 235 240 245 250 255 260 265 270 275 280 285 290 295 300

Drill: Mangione Opener

Set #9 Count: 178

m 42-45 move 16



30 35 40 45 50 55 60 65 70 75 80 85 90 95 100

Drill: Mangione Opener

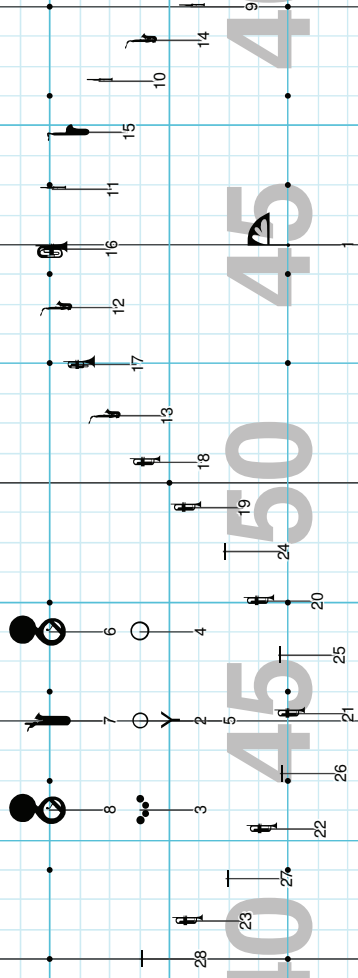
Set #10 Count: 190

m 46-48 move 12
m 49-51 hold 12

Drill: Mangione Opener

Set #11 Count: 210

m 52-53 move 8
m 54-61 hold 32 (foot out)

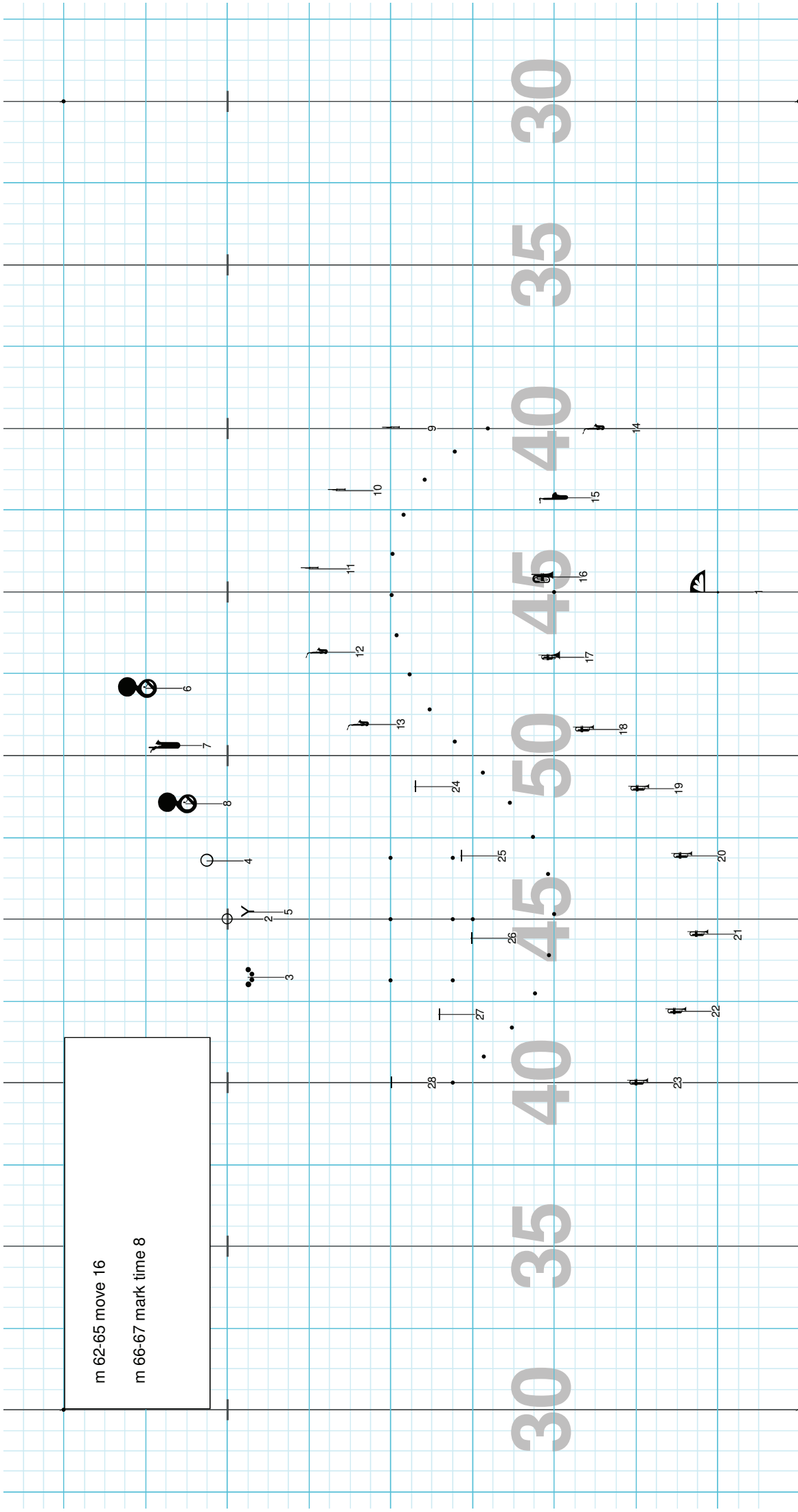


30 35 40 45 50 55 60 65 70 75 80 85 90 95 100

Drill: Mangione Opener

Set #12 Count: 258

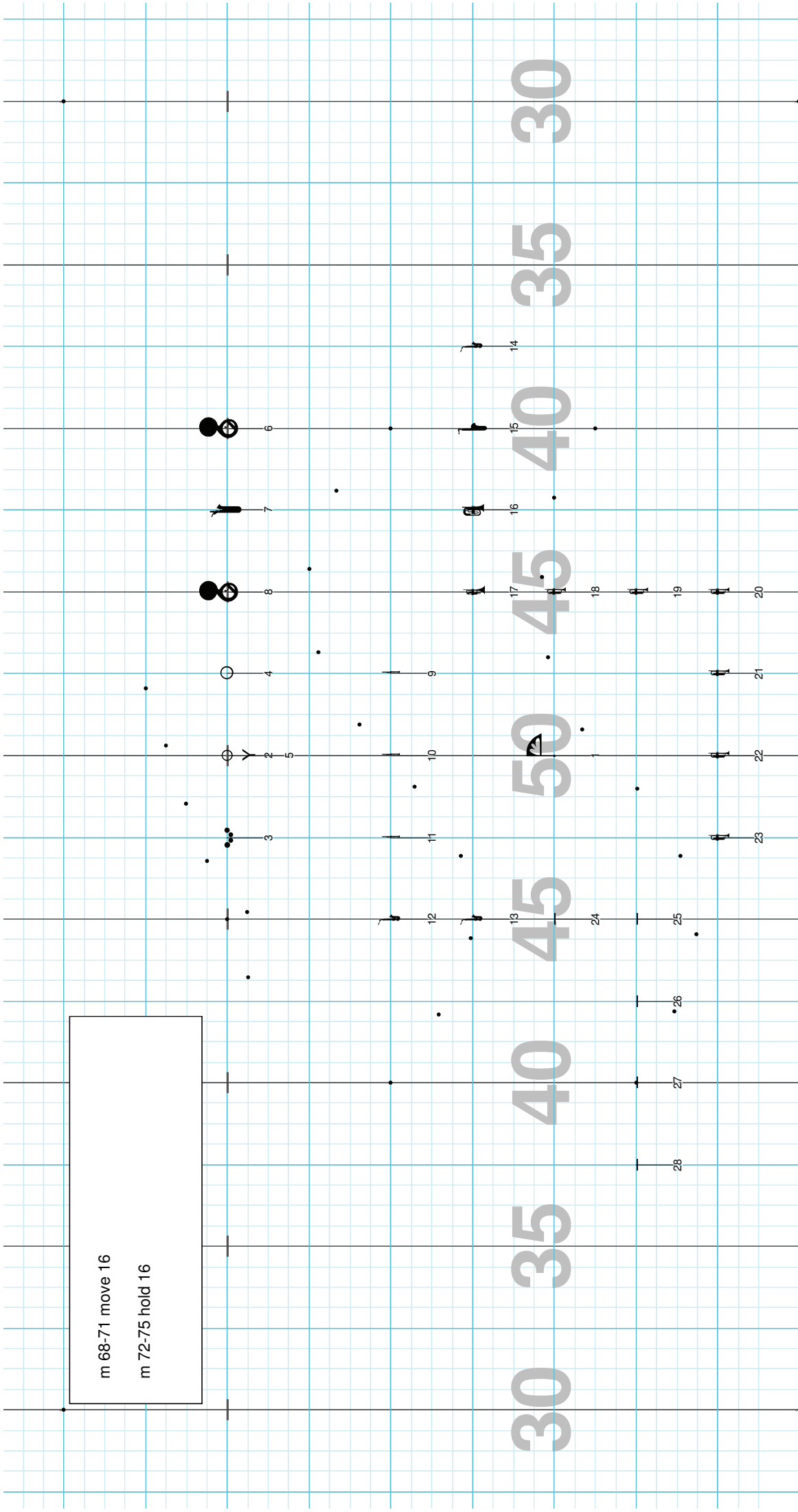
m 62-65 move 16
m 66-67 mark time 8



Drill: Mangione Opener

Set #13 Count: 282

m 68-71 move 16
m 72-75 hold 16



Director Viewpoint

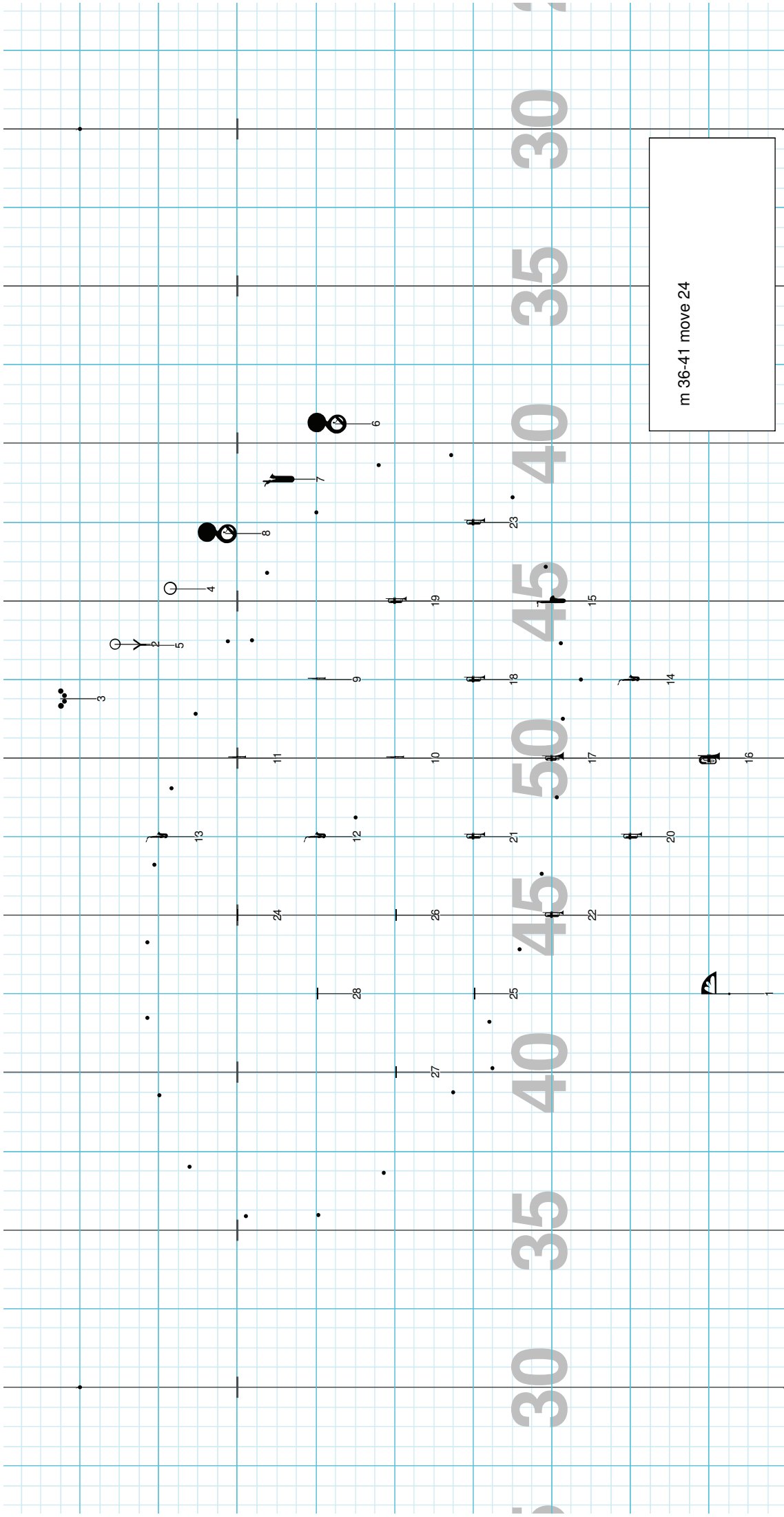
30 35 40 45 50 55 60 65 70 75 80 85 90 95 100

1 2 3 4 5 6 7 8 9 10 11 12 13 14 15 16 17 18 19 20 21 22 23 24 25 26 27 28 29 30 31 32

m 1-5 hold 16, soloists to position
 m 6-14 move 34
 m 15-22 hold 32

The image shows a large grid with a blue grid pattern and a black grid pattern. The grid is divided into sections by vertical lines. The top section contains 28 numbered points (1-28) arranged in a pattern. The bottom section contains a box labeled "m 23-29 move 28". The grid is labeled with "30 35 40 45 50 55 60 65 70 75 80 85 90 95 100" along the top edge.

m 30-33 move 14
m 34-35 mark time 8

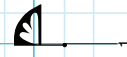



m 36-41 move 24

m 42-45 move 12
m 46 hold with soft horn down

The grid contains 28 numbered points and several diagrams. The diagrams include a horn, a hand holding a horn, and a hand holding a horn with a soft horn down. A large watermark '30 35 40 45 50 55 60 65 70 75 80 85 90 95 100' is overlaid on the grid.

transition page

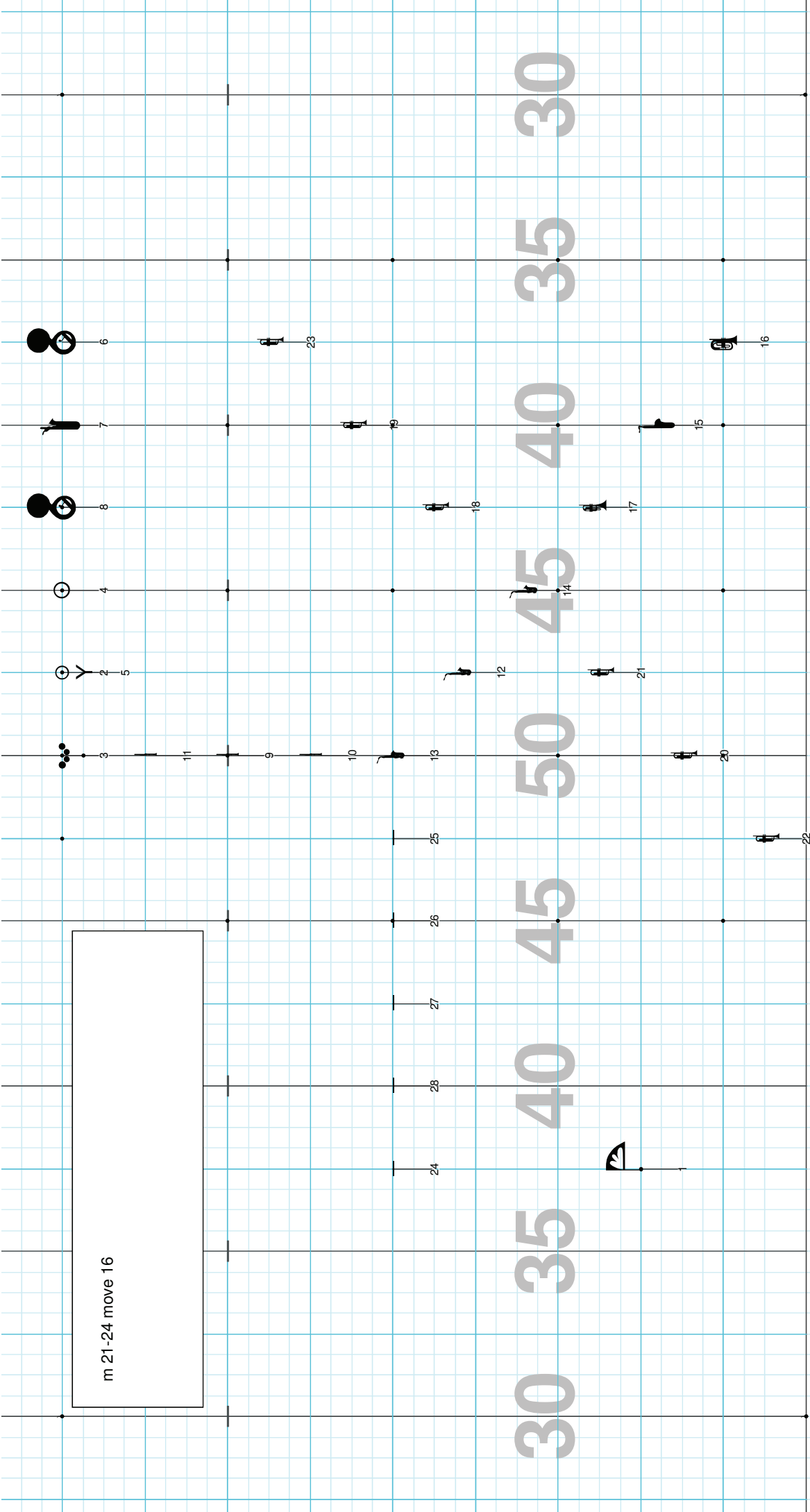


30 35 40 45 50 55 60 65 70 75 80 85 90 95

Drill: Conquistador

Set #3 Count: 96

m 21-24 move 16



m 25-28 move 16

The grid contains 28 numbered points and symbols arranged as follows:

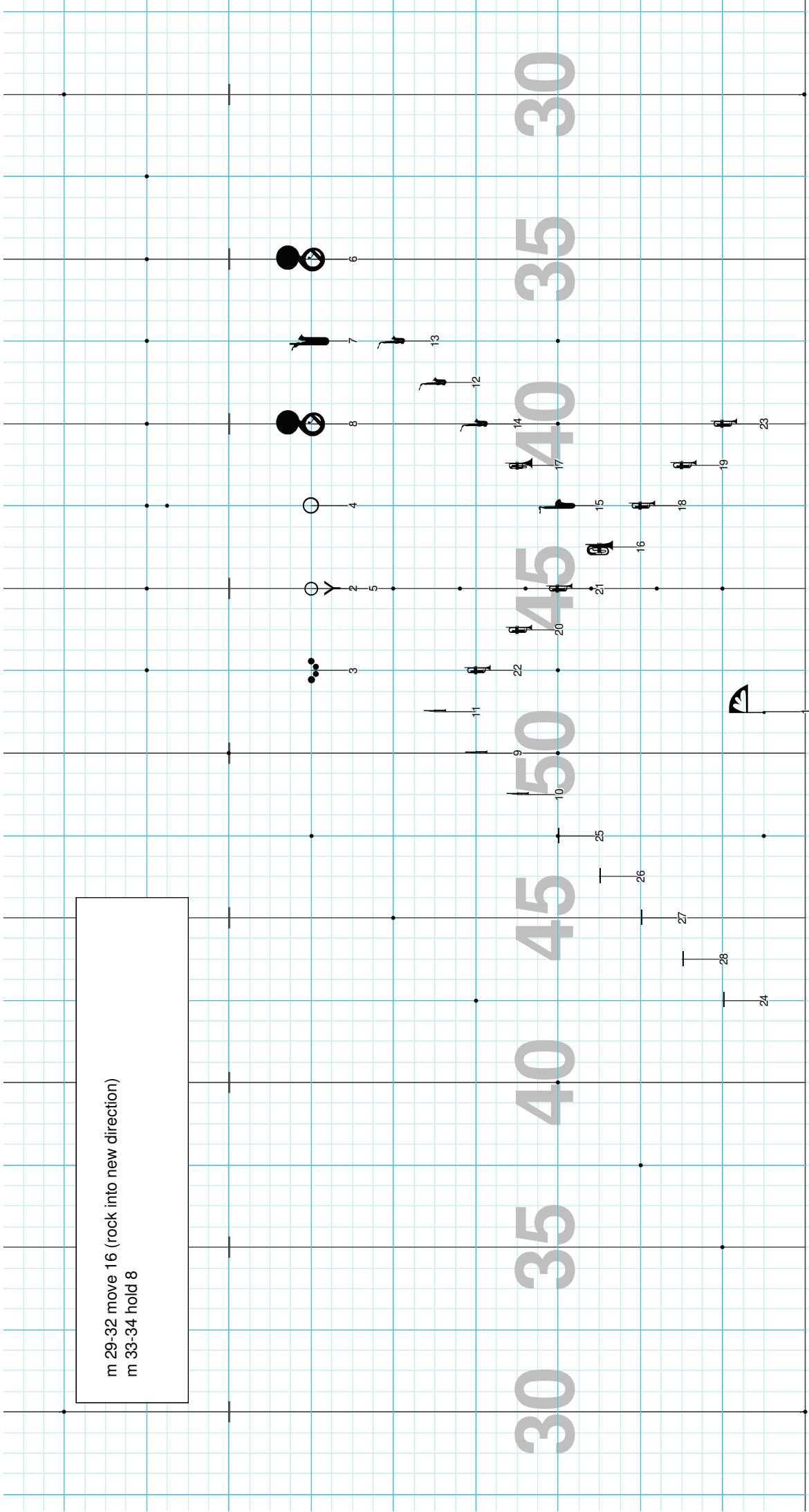
- Point 1: A circle with a crosshair.
- Point 2: A circle with a crosshair.
- Point 3: Three dots.
- Point 4: A circle with a crosshair.
- Point 5: A circle with a crosshair and an arrow pointing right.
- Point 6: A circle with a crosshair and a dot.
- Point 7: A circle with a crosshair and a vertical line.
- Point 8: A circle with a crosshair and a dot.
- Point 9: A vertical line.
- Point 10: A vertical line.
- Point 11: A vertical line.
- Point 12: A circle with a crosshair and a vertical line.
- Point 13: A circle with a crosshair and a vertical line.
- Point 14: A circle with a crosshair and a vertical line.
- Point 15: A circle with a crosshair and a vertical line.
- Point 16: A circle with a crosshair and a vertical line.
- Point 17: A circle with a crosshair and a vertical line.
- Point 18: A circle with a crosshair and a vertical line.
- Point 19: A circle with a crosshair and a vertical line.
- Point 20: A circle with a crosshair and a vertical line.
- Point 21: A circle with a crosshair and a vertical line.
- Point 22: A circle with a crosshair and a vertical line.
- Point 23: A circle with a crosshair and a vertical line.
- Point 24: A circle with a crosshair and a vertical line.
- Point 25: A circle with a crosshair and a vertical line.
- Point 26: A circle with a crosshair and a vertical line.
- Point 27: A circle with a crosshair and a vertical line.
- Point 28: A circle with a crosshair and a vertical line.

Director Viewpoint

Drill: Conquistador

Set #5 Count: 128

m 29-32 move 16 (rock into new direction)
m 33-34 hold 8



Director Viewpoint

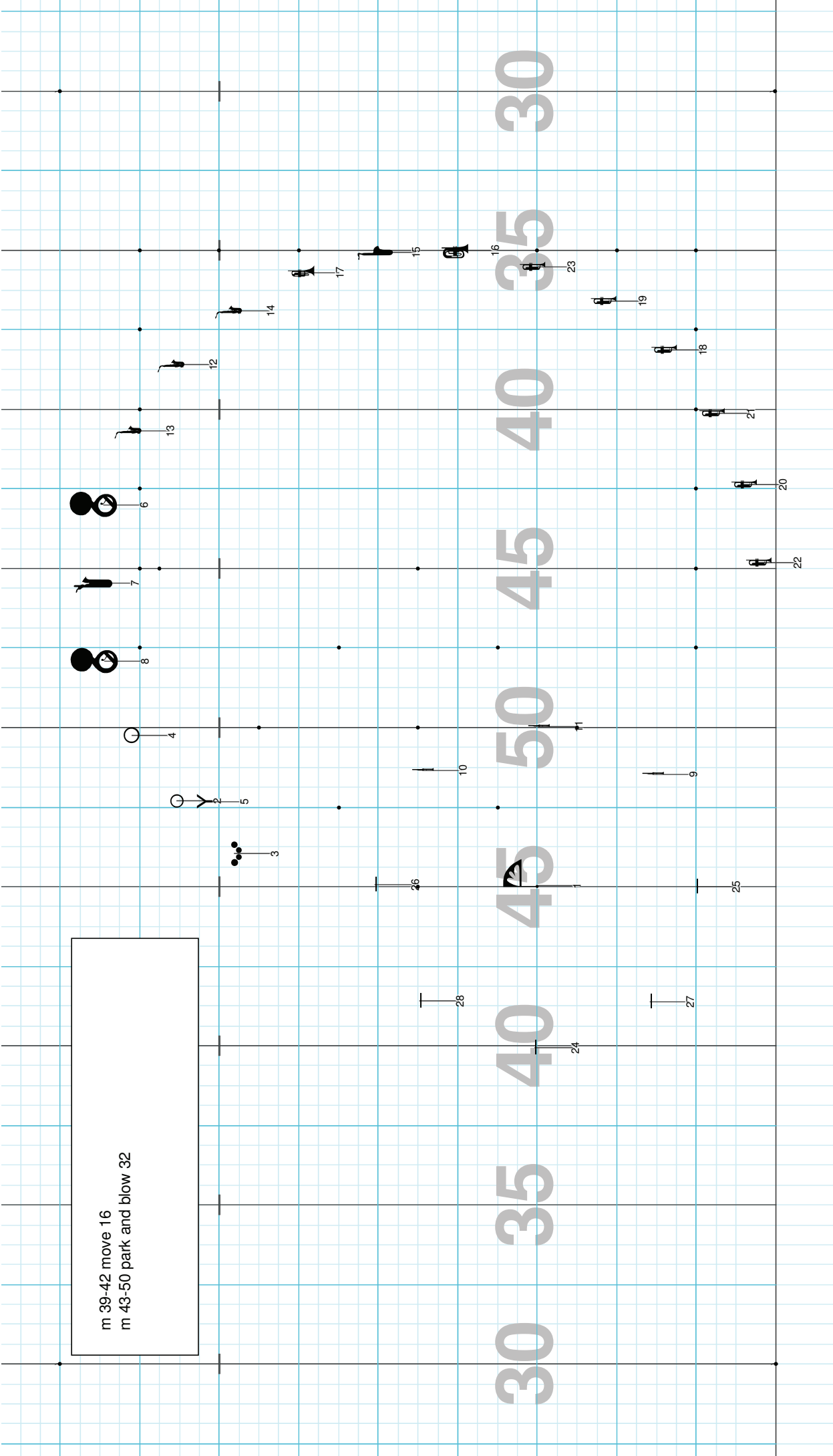
m 35-38 move 16

The grid contains 23 numbered points (1-23) with musical notation. The notation includes various symbols such as circles, dots, and lines, representing guitar techniques. The grid is overlaid with a large, semi-transparent watermark that reads '30 35 40 45 50 55 60' in a large, bold font, repeated across the width of the page.

Drill: Conquistador

Set #7 Count: 168

m 39-42 move 16
m 43-50 park and blow 32



30 35 40 45 50 55 60 65 70 75 80 85 90 95 100

m 51-52 move 8

The grid contains 28 numbered icons scattered across it. The icons are as follows:

- 1: A circle with a horizontal line through its center.
- 2: A circle with a vertical line through its center.
- 3: A circle with a diagonal line from top-left to bottom-right.
- 4: A circle with a diagonal line from top-right to bottom-left.
- 5: A circle with a horizontal line through its center.
- 6: A circle with a vertical line through its center.
- 7: A circle with a diagonal line from top-left to bottom-right.
- 8: A circle with a diagonal line from top-right to bottom-left.
- 9: A circle with a horizontal line through its center.
- 10: A circle with a vertical line through its center.
- 11: A circle with a diagonal line from top-left to bottom-right.
- 12: A circle with a diagonal line from top-right to bottom-left.
- 13: A circle with a horizontal line through its center.
- 14: A circle with a vertical line through its center.
- 15: A circle with a diagonal line from top-left to bottom-right.
- 16: A circle with a diagonal line from top-right to bottom-left.
- 17: A circle with a horizontal line through its center.
- 18: A circle with a vertical line through its center.
- 19: A circle with a diagonal line from top-left to bottom-right.
- 20: A circle with a diagonal line from top-right to bottom-left.
- 21: A circle with a horizontal line through its center.
- 22: A circle with a vertical line through its center.
- 23: A circle with a diagonal line from top-left to bottom-right.
- 24: A circle with a diagonal line from top-right to bottom-left.
- 25: A circle with a horizontal line through its center.
- 26: A circle with a vertical line through its center.
- 27: A circle with a diagonal line from top-left to bottom-right.
- 28: A circle with a diagonal line from top-right to bottom-left.

A large watermark '30 35 40 45 50 55 60' is overlaid on the grid.

m 53-56 move 16
face direction of travel

The drill sheet is a grid with 28 numbered steps. The steps are arranged in a sequence that moves across the grid from top to bottom, then left to right, and then back up. The steps are:

- 1: A small circle with a dot above it.
- 2: A small circle with a dot above it.
- 3: A small circle with a dot above it.
- 4: A small circle with a dot above it.
- 5: A small circle with a dot above it.
- 6: A small circle with a dot above it.
- 7: A small circle with a dot above it.
- 8: A small circle with a dot above it.
- 9: A small circle with a dot above it.
- 10: A small circle with a dot above it.
- 11: A small circle with a dot above it.
- 12: A small circle with a dot above it.
- 13: A small circle with a dot above it.
- 14: A small circle with a dot above it.
- 15: A small circle with a dot above it.
- 16: A small circle with a dot above it.
- 17: A small circle with a dot above it.
- 18: A small circle with a dot above it.
- 19: A small circle with a dot above it.
- 20: A small circle with a dot above it.
- 21: A small circle with a dot above it.
- 22: A small circle with a dot above it.
- 23: A small circle with a dot above it.
- 24: A small circle with a dot above it.
- 25: A small circle with a dot above it.
- 26: A small circle with a dot above it.
- 27: A small circle with a dot above it.
- 28: A small circle with a dot above it.

A text box in the bottom right corner contains the following text:

m 57-60 move 16 - face front
m 61-68 park and blow 32

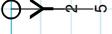
The grid contains 28 numbered points distributed across the space. Symbols associated with these points include:

- Point 1: A small black dot.
- Point 2: A circle with a right-pointing arrow.
- Point 3: Three small black dots.
- Point 4: A circle with a dot inside.
- Point 5: A circle with a right-pointing arrow.
- Point 6: A large black circle with a dot inside.
- Point 7: A vertical line with a dot above it.
- Point 8: A large black circle with a dot inside.
- Point 9: A small black dot.
- Point 10: A vertical line with a dot above it.
- Point 11: A vertical line with a dot above it.
- Point 12: A vertical line with a dot above it.
- Point 13: A vertical line with a dot above it.
- Point 14: A vertical line with a dot above it.
- Point 15: A vertical line with a dot above it.
- Point 16: A vertical line with a dot above it.
- Point 17: A vertical line with a dot above it.
- Point 18: A vertical line with a dot above it.
- Point 19: A vertical line with a dot above it.
- Point 20: A vertical line with a dot above it.
- Point 21: A vertical line with a dot above it.
- Point 22: A vertical line with a dot above it.
- Point 23: A vertical line with a dot above it.
- Point 24: A small black dot.
- Point 25: A vertical line with a dot above it.
- Point 26: A vertical line with a dot above it.
- Point 27: A vertical line with a dot above it.
- Point 28: A vertical line with a dot above it.

A box at the bottom right of the grid contains the text: m 69-70 move 8

Director Viewpoint

m 75 move 4
horns flash box
m 76 hold 4
foot out /// lean back /// horn flash



30 35 40 45 50 55 60 65 70 75 80 85 90 95 100