

starting line
m 1-10 Horns and drums hold these positions. Flags dance
as choreographed.

! @ @ # #
36 37 38 39 40
Y Y ~ ~ ~ ~ q q
35 34 28 29 30 31 34 34

42
ada
10 9 11

41
49
iec
16 15 27

50
cec
8 7 9

43
et
12 13 20

45
ttr
21 18 24

47
rff
23 3 4

25

30

35

40

45

50

45

40

35

30

25

44
et
14 17 15

46
ttr
19 22 25

48
rff
26 2 2

m 11-12 move 8
 m 13-18 hold 24
 horn moves mirror dynamics

Y 35 Y 34 ~ 28 ~ 29 ~ 30 ~ 31 . q 32 . q 33 . ! 36 @ 37 @ 38 # 39 # 40

a 10 . a 9 . o 27 . c 8 . c 7 .

a 11 i 16 c 6 c 5

e 12 l 42 t 20 l 4 t 13 l 49 r 23 l 50 f 4 .

25 30 35 40 e 45 t 50 r 45 f 40 35 30 25

e 13 l 43 t 21 r 24 l 47 f 3

e 14 l 44 t 17 l 46 r 25 l 46 r 26 l 48 f 2 .

e 15 t 19 t 22 f 1

m 19-22 move 16

25 30 35 40 45 50 45 40 35 30 25

Director Viewpoint

m 23-26 move 16

Director Viewpoint

m 31-35 move 20
 m 36-46 hold 44
 foot out horns to box on 1
 horns flash to side 2 on 29
 drag front in 3, drag to box in 4
 soft down and foot drag in 41-44

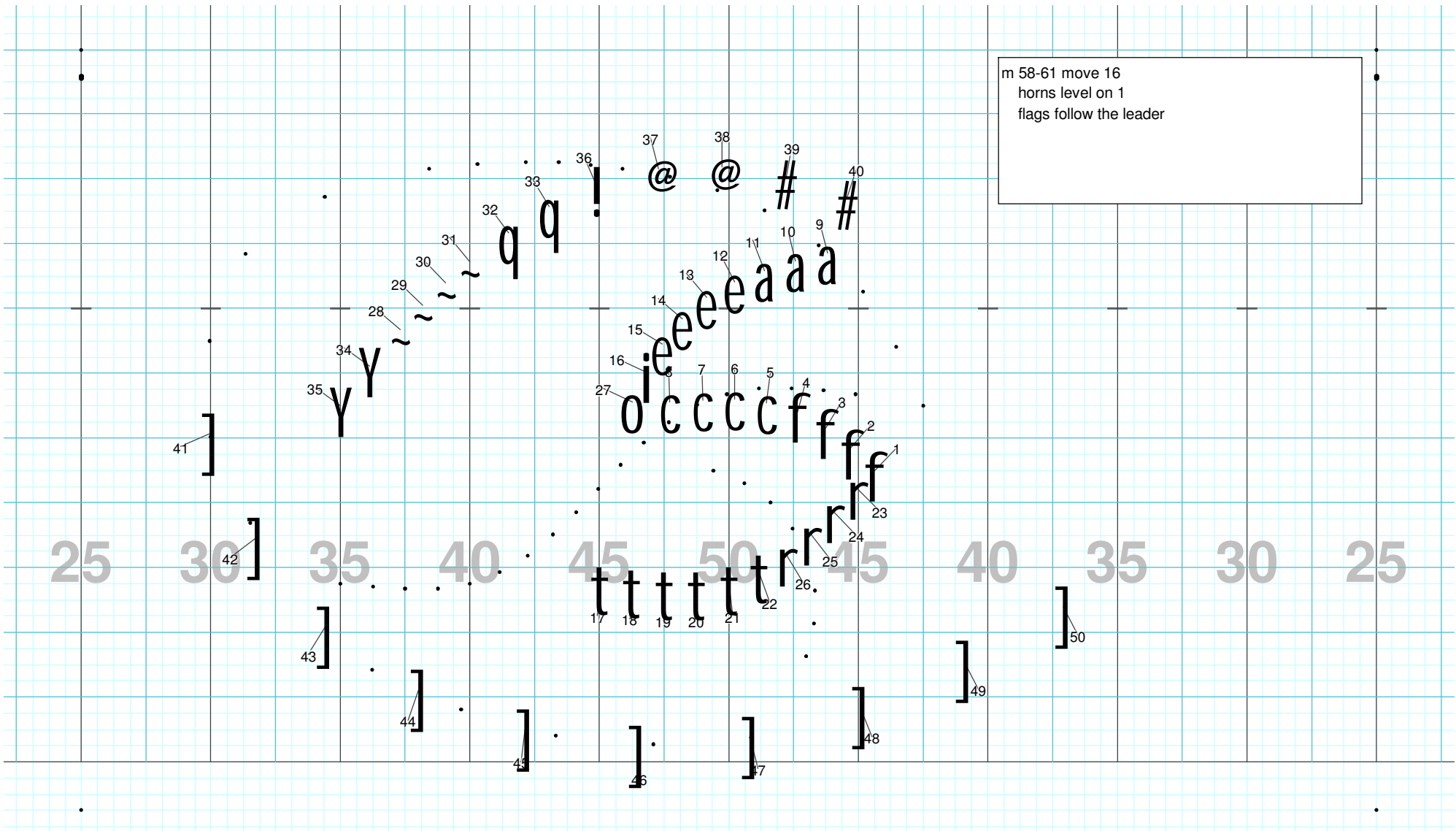
Director Viewpoint

m 47-50 move 16

25 30 35 40 45 50 45 40 35 30 25

Director Viewpoint

m 58-61 move 16
horns level on 1
flags follow the leader



Director Viewpoint

m 69-72 move 16

q q ! @ @ # #
34 35 36 37 38 39 40

~ ~ ~ ~ Y Y o j e e e e a a a a
31 30 29 28 34 35 27 16 15 14 13 12 11 10 9

41 42 43 44
45 46 47 48 49 50
45 40 35 30 25
c c c f f f
17 18 19 20 21 22 26 25 24 23

25 30 35 40 45 50 45 40 35 30 25

m 73-76 move 16

Handwriting drill on a grid. The grid has 28 vertical columns and 8 horizontal rows. The drill includes various characters and symbols with numbered arrows indicating stroke order and direction.

Top row symbols: ~ (31), q (32), q (33), ! (36), @ (37), @ (38), # (39), # (40)

Second row symbols: y (28), Y (34)

Third row symbols: o (27), i (16), e (15), e (14), e (13), e (12), a (11), a (10), a (9)

Bottom row symbols: t (17), t (18), t (19), t (20), t (21), t (22), r (26), r (25), r (24), r (23)

Large numbers across the grid: 25, 30, 35, 40, 45, 50, 45, 40, 35, 30, 25

Box in top left: m 73-76 move 16

Director Viewpoint

m 81-86 move 24
horns tobox level on 1

q q ! @ @ # #
32 33 36 37 38 39 40

]]]

~ ~ ~ ~ Y Y
31 30 29 28 34 35

25 30 35 40 45 50 45 40 35 30 25

tttttrrrrrffffcccoieeeeaaa
17 18 19 20 21 22 26 25 24 23 1 2 3 4 5 6 7 8 27 16 15 14 13 12 11 10 9

]]]

transition page


25 30 35 40 45 50 45 40 35 30 25

], q, !, @, @, #, #, Y, Y, ~

t, t, t, t, r, r, r, r, r, f, f, f, f, c, c, c, c, o, i, e, e, e, e, a, a, a

41, 42, 43, 44, 45, 46, 47, 48, 49, 50

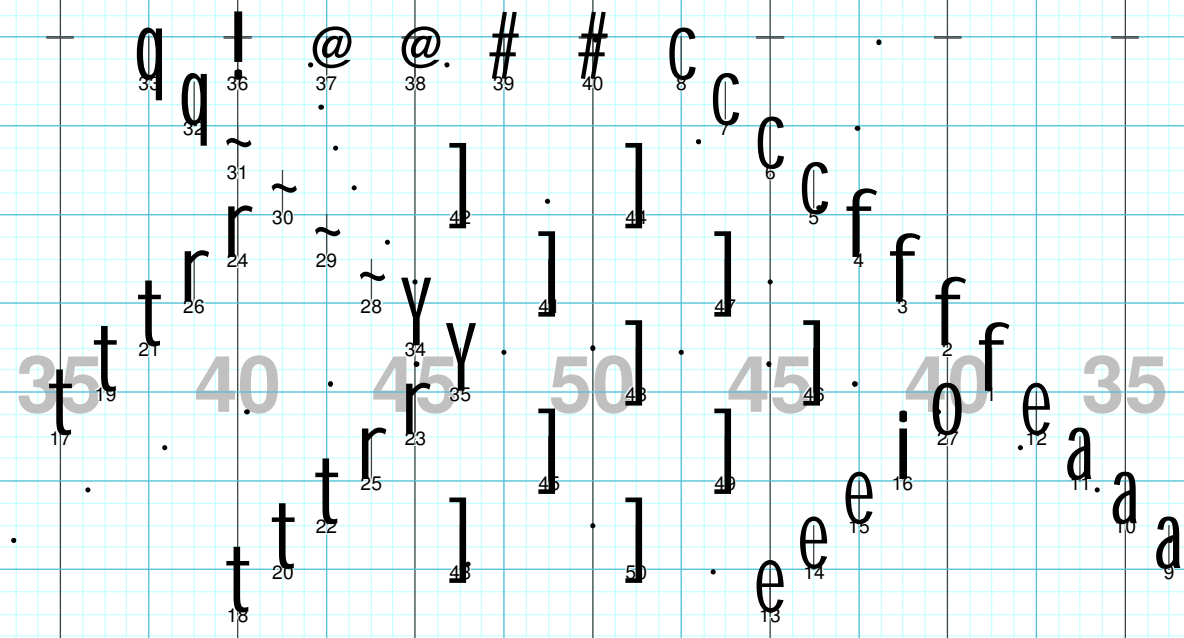
Director Viewpoint



m 1 hold, mark or turn 3
 soloist and front flags forward
 m 2-9 move 24

m 26-31 move 18
 horns drag to box on 16-18
 m 32 36 hold 15
 feet in dance position 1-12
 right foot at 22.5
 left foot at 22.5
 left heel touches right toe
 left foot circles to bring feet together at 45 on 13-15
 horns drag down on 13-15

25 30 35 40 45 50 45 40 35 30 25



sax line is vertical at count 12
 halfway between yard lines

Director Viewpoint

m 37-39 move 9
18 double time steps
m 40-41 hold 6 (rall/ferm extended)
ripple lunge begins at tenor sax
trumpets join when ripple reaches bass drums
triangle hit on last flag (drum major cue)
m 42-43 hold 16 (eighth note counts)
1-4 freeze for applause segue
5-8 drag back to attention position, horns up on 7-8

Director Viewpoint

m 46-47 move 16

25 30 35 40 45 50 45 40 35 30 25

21 t
20 t
19 t
18 t
17 t

8 c c c c f f f f e a a
7 6 5 4 3 2 1 12 11 10
22 t 40 # 46] 49] 9 a
26 r 39 # 47] 27 o
25 r 38 @ 44] 16 i
24 r 37 @ 41] 15 e
23 r 36 ! 42] 14 e
33 q 34 q 31 ~ 30 ~ 29 ~ 28 ~ 34 Y 35 Y
13 e

m 48-49 move 16
m 40-51 hold 16
blast file ripples on horn files

Director Viewpoint

Licensed to: Victor Neves
Created on Pyware 3D.

25 30 35 40 45 50 # 45 40 35 30 25

m 52-53 move 16
 m 54-55 hold 16
 flag ripple exchange
 file ripples continue

Director Viewpoint

m 56-57 move 16

transition page

The musical score is displayed on a light blue grid. It features several staves with various musical notations and symbols. The notations include letters (f, e, a, o, i, t, r, q, ~, Y), symbols (@, #, !), and brackets. Each notation is accompanied by a small number. The numbers 25, 30, 35, 40, 45, 50, and 55 are repeated across the staves in a larger, semi-transparent font.

Director Viewpoint

m 1-4 hold 20
m 5-9 move 25
m 10-13 hold 20

Director Viewpoint

m 14-18 move 25
m 19-22 hold 8

Director Viewpoint

m 32-36 move 12

The image shows a musical score on a light blue grid. The lyrics are: 25 30 35 40 45 50 45 40 35 30 25. The notes are: e a a a o i e e f f t t t t r r t ! @ @ # # Y Y. Fingerings are indicated by numbers 1-5 for letters and 48-50 for symbols. A box in the top left contains the text 'm 32-36 move 12'. The score is labeled 'Director Viewpoint' at the bottom center.

Director Viewpoint

m 37-40 move 8
m 41-48 hold 8 (one count per measure)
ABAB lunge on 1, in on 8

Director Viewpoint

m 49-57 move 16 hold 2

25 30 35 40 45 50 45 40 35 30 25

Director Viewpoint

m 58-61 move 12

Musical notation for the first part of the drill. The letters and numbers are arranged in a grid-like pattern. The letters are: l, e, i, a, a, e, e, e, o, a, a, e, t, t, t, t, f, f, f, f, t, t, t, t, r, r, r, r, c, c, c, c, t, t, r, r, c, c. The numbers are: 43, 50, 45, 44, 13, 17, 22, 46, 14, 18, 26, 47, 15, 19, 25, 44, 16, 20, 24, 23, 27, 21, 8, 41, 9, 10, 2, 7, 11, 3, 6, 5, 12, 4, 49.

25 30 35 40 45 50 45 40 35 30 25

Musical notation for the second part of the drill. The symbols and numbers are arranged in a grid-like pattern. The symbols are: !, @, @, #, #, Y, Y. The numbers are: 36, 37, 38, 39, 40, 34, 33, 31, 30, 29, 28, 35, 34.

m 62-65 move 12
block order is the same
condensed block splits midpoint
m 66-67 hold 6

The image shows a musical score on a grid. The grid has vertical lines every 5 units and horizontal lines every 1 unit. The vertical axis is labeled with numbers 25, 30, 35, 40, 45, 50, 45, 40, 35, 30, 25 from left to right. The horizontal axis is labeled with numbers 34, 35, 36, 37, 38, 39, 40, 35, 34 from left to right. The score consists of several vertical stems with various symbols and numbers. The symbols include 'q', '@', '#', and 'Y'. The numbers are placed above or below the stems. There are also some vertical bars and dots. A central block of text is overlaid on the grid, containing the text from the first block.

m 68-72 move 15
m 73-76 hold 12
choreography in place

The diagram features a grid with a central cluster of letters: 'a', 'i', 'e', 'f', 'r', 't'. Each letter is accompanied by a number: 'a' (11, 12, 13, 14, 15, 16, 17, 18, 19, 20, 21, 22, 23, 24, 25, 26, 27, 28), 'i' (1), 'e' (2), 'f' (3), 'r' (4), and 't' (5). Below this, a row of numbers is centered: 25, 30, 35, 40, 45, 50, 45, 40, 35, 30, 25. At the bottom, a sequence of symbols is shown: 'q' (31), 'q' (32), 'y' (33), 'y' (34), '@' (35), '@' (36), '#' (37), '#' (38). Vertical lines with numbers 45, 48, 49, 46, 49, 47, 49, 46, 49, 47, 49, 46, 49, 47, 49, 46, 49, 47 are placed at various grid intersections.

Director Viewpoint

m 77-79 move 9
 m 80-81 hold 6
 choreography in place
 horns up - foot out on 6
 m 82-89 park and blow 40
 horn visuals at directed
 drum visuals as directed
 guard feature

e a a a o i e e e
 12 11 10 9 27 16 15 14 13
 f f f f t t t t t t
 4 3 2 1 21 20 19 18 17
 c c c c r r r r r t
 5 6 7 8 23 24 25 26 22

25 30 35 40 45 50 45 40 35 30 25

q q ~ ~ Y ! @ @ # #
 34 33 31 30 29 28 35 36 37 38 39 40
 49 48 47 46 45 44 43 42 41 40 39 38 37 36 35 34 33 32 31 30 29 28 27 26 25 24 23 22 21 20 19 18 17 16 15 14 13 12 11 10 9 8 7 6 5 4 3 2 1

Director Viewpoint

m 90-97 move 16
 m 98-102 hold 10
 horns flash to end zones on 2
 horns drag back on 3-4
 horns to box, lunge to end zones on 5
 foot in, horns level on 10 (attack segue)

Director Viewpoint

transition page

The diagram is a large grid with a central arch of letters and symbols. The letters are 'f', 't', 'c', 'r', 't' in a sequence that forms a curve. Each letter has a small number indicating the stroke order. Below the letters are symbols: '@', '@', '#', '#', 'q', 'y'. These also have stroke order numbers. The grid is marked with vertical lines and numbers 20, 25, 30, 35, 40, 45, 50, 45, 40, 35, 30, 25, 20. Brackets with numbers 41-50 are placed at various points. A box labeled 'transition page' is in the top left.

m 5-8 move 12

Director Viewpoint

m 9-12 move 12

20 25 30 35 40 45 50 45 40 35 30 25 20

1 2 3 4 5 6 7 8 9 10 11 12 13 14 15 16 17 18 19 20 21 22 23 24 25 26 27 28 29 30 31 32 33 34 35 36 37 38 39 40 41 42 43 44 45 46 47 48 49 50

! @ @ # # . i e e c c c r r t t t t t t t t

Director Viewpoint

m 13-20 move 24

Director Viewpoint

m 21-24 move 12

Y q a a a o i e e c c c
f f f t t t r r r

20 25 30 35 40 45 50 45 40 35 30 25 20

m 25-26 move 6
m 27-31 hold to end
horns flash to 50 on 1
horns drag back on 2-6
foot out + horns to box on 7