


Drill: Eau Claire 2010-1 Russian Sailor's Dance

Set #1 Count: 0

starting line



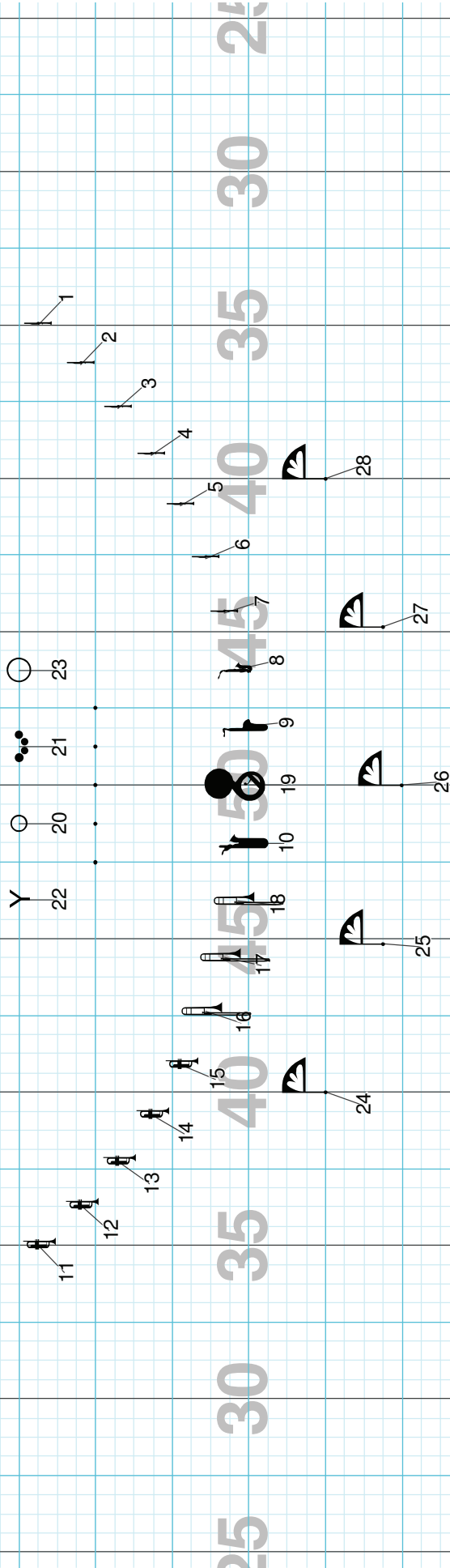
25 30 35 40 45 50 55 60 65 70 75 80 85 90 95 100

Director Viewpoint

Drill: Eau Claire 2010-1 Russian Sailor's Dance

Set #2 Count: 16

m 1-8 move 16
m 9-13 hold 10 + fermata
lunge to endzones on 1, drag front in 4
m 14-25 hold 24

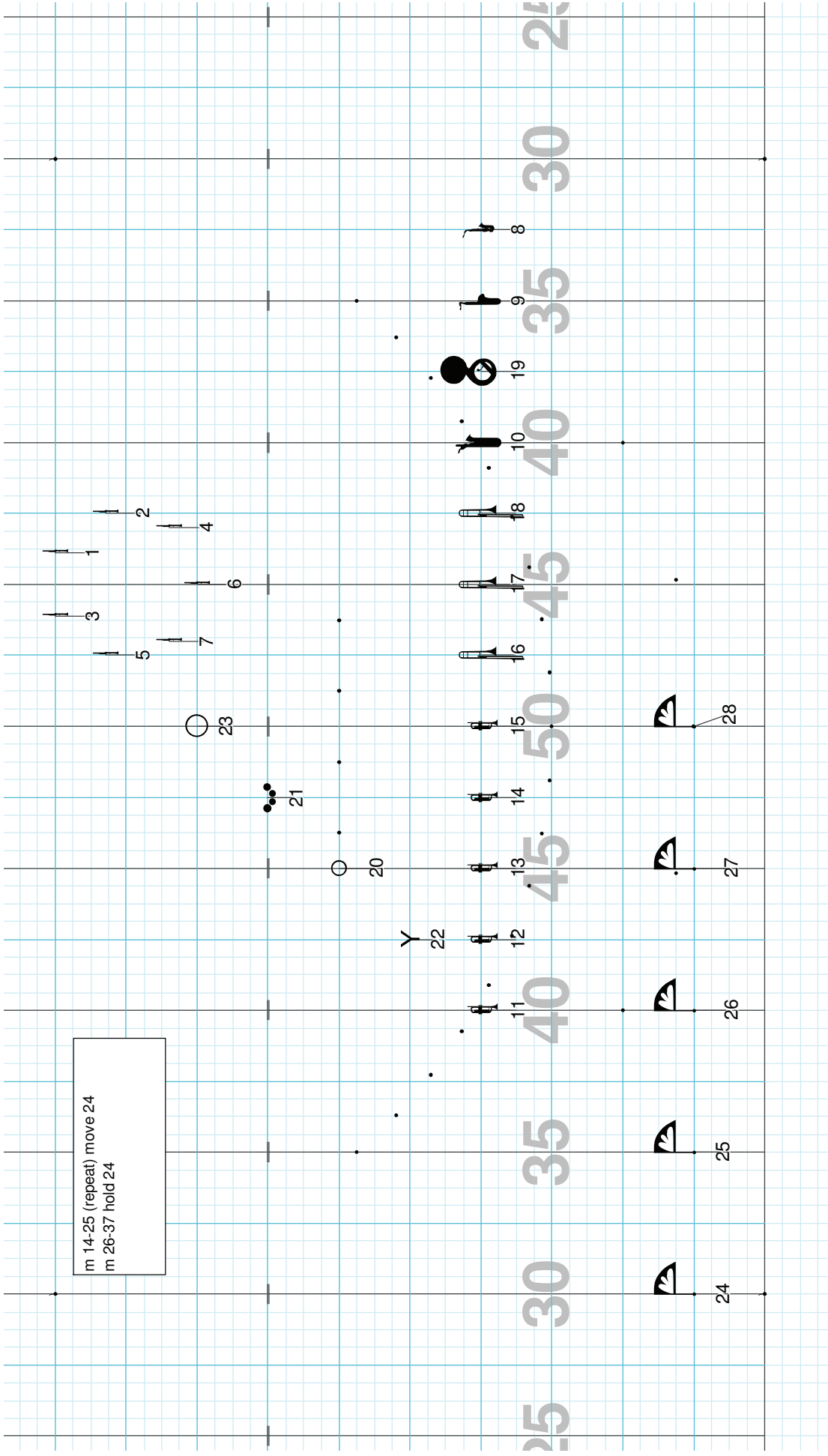


Director Viewpoint

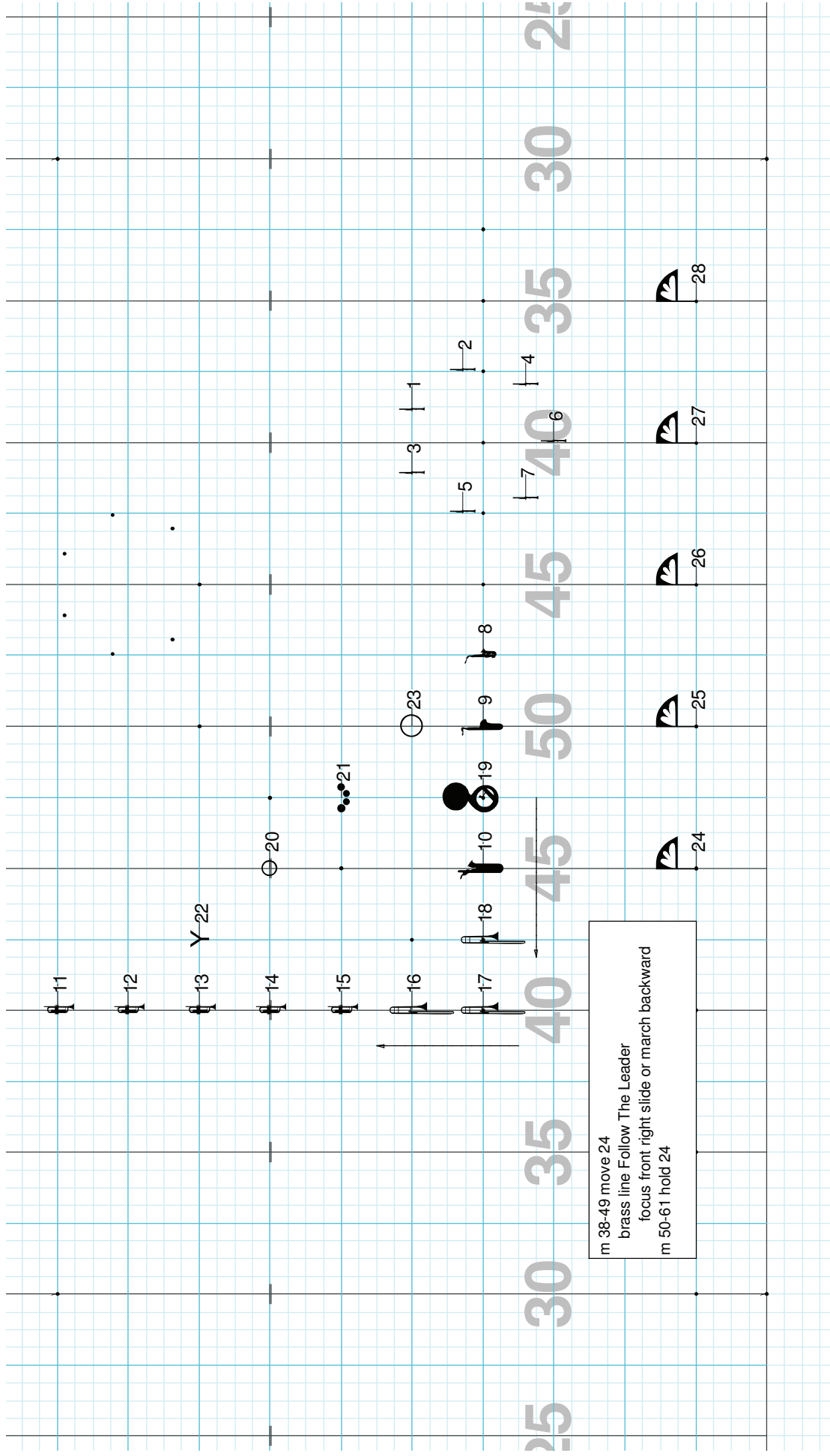
Drill: Eau Claire 2010-1 Russian Sailor's Dance

Set #3 Count: 76

m 14-25 (repeat) move 24
m 26-37 hold 24



Director Viewpoint



Director Viewpoint

Hymn to Red October
transition page

The grid contains the following elements:

- Vertical lines at 15-second intervals, labeled 15, 30, 45, 60, 75, 90, 105, 120, 135, 150, 165, 180, 195, 210, 225, 240, 255, 270, 285, 300, 315, 330, 345, 360, 375, 390, 405, 420, 435, 450, 465, 480, 495, 510, 525, 540, 555, 570, 585, 600, 615, 630, 645, 660, 675, 690, 705, 720, 735, 750.
- Horizontal lines at 5-second intervals, labeled 5, 10, 15, 20, 25, 30, 35, 40, 45, 50, 55, 60, 65, 70, 75, 80, 85, 90, 95, 100, 105, 110, 115, 120, 125, 130, 135, 140, 145, 150, 155, 160, 165, 170, 175, 180, 185, 190, 195, 200, 205, 210, 215, 220, 225, 230, 235, 240, 245, 250, 255, 260, 265, 270, 275, 280, 285, 290, 295, 300, 305, 310, 315, 320, 325, 330, 335, 340, 345, 350, 355, 360, 365, 370, 375, 380, 385, 390, 395, 400, 405, 410, 415, 420, 425, 430, 435, 440, 445, 450, 455, 460, 465, 470, 475, 480, 485, 490, 495, 500, 505, 510, 515, 520, 525, 530, 535, 540, 545, 550, 555, 560, 565, 570, 575, 580, 585, 590, 595, 600, 605, 610, 615, 620, 625, 630, 635, 640, 645, 650, 655, 660, 665, 670, 675, 680, 685, 690, 695, 700, 705, 710, 715, 720, 725, 730, 735, 740, 745, 750.
- Numbered markers: 1-30 are placed at the top of the grid. 1-10 are circles, 11-15 are triangles, 16-20 are lines, 21-25 are circles, 26-30 are triangles.
- Shaded regions: A light blue shaded area covers the region from 15s to 45s and 10s to 30s. A light green shaded area covers the region from 45s to 75s and 10s to 30s.

Director Viewpoint

Drill: Eau Claire 2010-2 Hymn to Red October

Set #2 Count: 48

m 1-8 hold 32
m 9-12 move 16
trumpets follow the leader
m 13-14 mark time 8

Director Viewpoint

Drill: Eau Claire 2010-2 Hymn to Red October

Set #3 Count: 72

m 15-18 move 16

Director Viewpoint

The grid contains musical notation for a drill. The notation is organized into two main sections. The first section, from measure 8 to 21, includes various rhythmic patterns and rests. The second section, from measure 22 to 32, features a sequence of notes and rests. A box in the lower right corner of the grid contains the following text:

m 19-22 move 16
m 23-30 mark time 32

Director Viewpoint

m 31-38 move 32

The grid contains the following elements:

- Vertical Markers:** A series of vertical lines with numbers 1 through 28. Markers 1-7 are simple vertical lines. Markers 8-19 include musical symbols: 8 (up-bow), 9 (up-bow), 10 (up-bow), 11 (up-bow), 12 (up-bow), 13 (up-bow), 14 (up-bow), 15 (up-bow), 16 (up-bow), 17 (up-bow), 18 (up-bow), 19 (up-bow).
- Horizontal Markers:** A series of horizontal lines with numbers 24 through 28. Markers 24-28 include musical symbols: 24 (up-bow), 25 (up-bow), 26 (up-bow), 27 (up-bow), 28 (up-bow).
- Other Symbols:** A box labeled 'm 31-38 move 32' is located at the top left. A circle with a dot is at marker 20. A circle with a dot and a line is at marker 21. A circle with a dot and a line is at marker 22. A circle with a dot and a line is at marker 23.

25 30 35 40 45 50 55 60 65 70 75 80 85 90 95 100 105 110 115 120 125 130 135 140 145 150 155

Director Viewpoint

m 39-42 move 16
m 43-46 mark time 16

Y-20

⊖21

•••22

⊖23

24

8

9

17

10

18

11

19

4

16

12

15

14

26

27

13

7

45

3

40

35

30

25

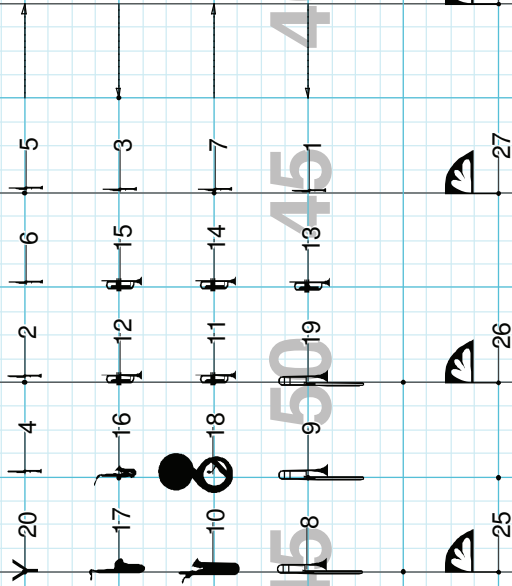

28

Director Viewpoint

Drill: Eau Claire 2010-2 Hymn to Red October

Set #7 Count: 200

m 47-50 move 16
m 51-56 hold to end
horns lunge AB on measure 55
horns to level of box on measure 55



Director Viewpoint

RUSSIAN EASTER OVERTURE

Musical notation for the Russian Easter Overture drill. The notation is written on a five-line staff with a blue grid background. It includes various musical symbols such as notes, rests, and bar lines. The bar numbers 5 through 28 are indicated at the bottom of the staff. The notation includes a treble clef, a key signature of one flat (B-flat), and a common time signature (C). The notation is as follows:

- Bar 5: Quarter note G4, quarter note A4, quarter note B4, quarter note C5.
- Bar 6: Quarter note B4, quarter note A4, quarter note G4, quarter note F4.
- Bar 7: Quarter note E4, quarter note D4, quarter note C4, quarter note B3.
- Bar 8: Quarter note A3, quarter note G3, quarter note F3, quarter note E3.
- Bar 9: Quarter note D3, quarter note C3, quarter note B2, quarter note A2.
- Bar 10: Quarter note G2, quarter note F2, quarter note E2, quarter note D2.
- Bar 11: Quarter note C2, quarter note B1, quarter note A1, quarter note G1.
- Bar 12: Quarter note F1, quarter note E1, quarter note D1, quarter note C1.
- Bar 13: Quarter note B0, quarter note A0, quarter note G0, quarter note F0.
- Bar 14: Quarter note E0, quarter note D0, quarter note C0, quarter note B0.
- Bar 15: Quarter note A0, quarter note G0, quarter note F0, quarter note E0.
- Bar 16: Quarter note D0, quarter note C0, quarter note B0, quarter note A0.
- Bar 17: Quarter note G0, quarter note F0, quarter note E0, quarter note D0.
- Bar 18: Quarter note C0, quarter note B0, quarter note A0, quarter note G0.
- Bar 19: Quarter note F0, quarter note E0, quarter note D0, quarter note C0.
- Bar 20: Quarter note B0, quarter note A0, quarter note G0, quarter note F0.
- Bar 21: Quarter note E0, quarter note D0, quarter note C0, quarter note B0.
- Bar 22: Quarter note A0, quarter note G0, quarter note F0, quarter note E0.
- Bar 23: Quarter note D0, quarter note C0, quarter note B0, quarter note A0.
- Bar 24: Quarter note G0, quarter note F0, quarter note E0, quarter note D0.
- Bar 25: Quarter note C0, quarter note B0, quarter note A0, quarter note G0.
- Bar 26: Quarter note F0, quarter note E0, quarter note D0, quarter note C0.
- Bar 27: Quarter note B0, quarter note A0, quarter note G0, quarter note F0.
- Bar 28: Quarter note E0, quarter note D0, quarter note C0, quarter note B0.

Director Viewpoint

25 30 35 40 45 50 55 60 65 70 72

26 27 28 29 30 31 32

3 4 5 6 7

8 9 10 11 12 13 14 15 16 17 18 19 20 21

Y-20

23 24 25 26 27 28 29 30 31 32

m 13-18 move 24
m 19-26 mark time 32

27-32 move 24

24 25 30 35 40 45 50 55 60 65 70 75 80 85 90 95 100 105 110 115 120 125 128

Director Viewpoint

m 33-36 move 14
m 37-40 mark time 16

The musical score is presented on a blue grid background. The measures are numbered from 15 to 55. The notation includes various musical symbols such as notes, rests, and dynamic markings. A box at the top left contains the text: "m 33-36 move 14" and "m 37-40 mark time 16". The score is oriented vertically on the page.

m 41-51 move 42

Director Viewpoint

20 25 30 35 40 45 50 55 60 65 70 75 80 85 90 95 100 105 110 115 120 125 130 135 140 145 150 155 160 165 170 175 180 185 190 195 200

Director Viewpoint

Drill: Eau Claire 2010-3 Russian Easter Overture

Set #7 Count: 248

m 60-63 move 32 - horns to box on count 1
 move forward 16 counts (8 half note steps)
 horns and drums move forward 16 quarter note steps
 flags move on oblique last 16 counts
 m 64-68 hold to end - horns to box center on measure 64
 foot out, bend knees, lean back and BLOW on measure 67

Director Viewpoint