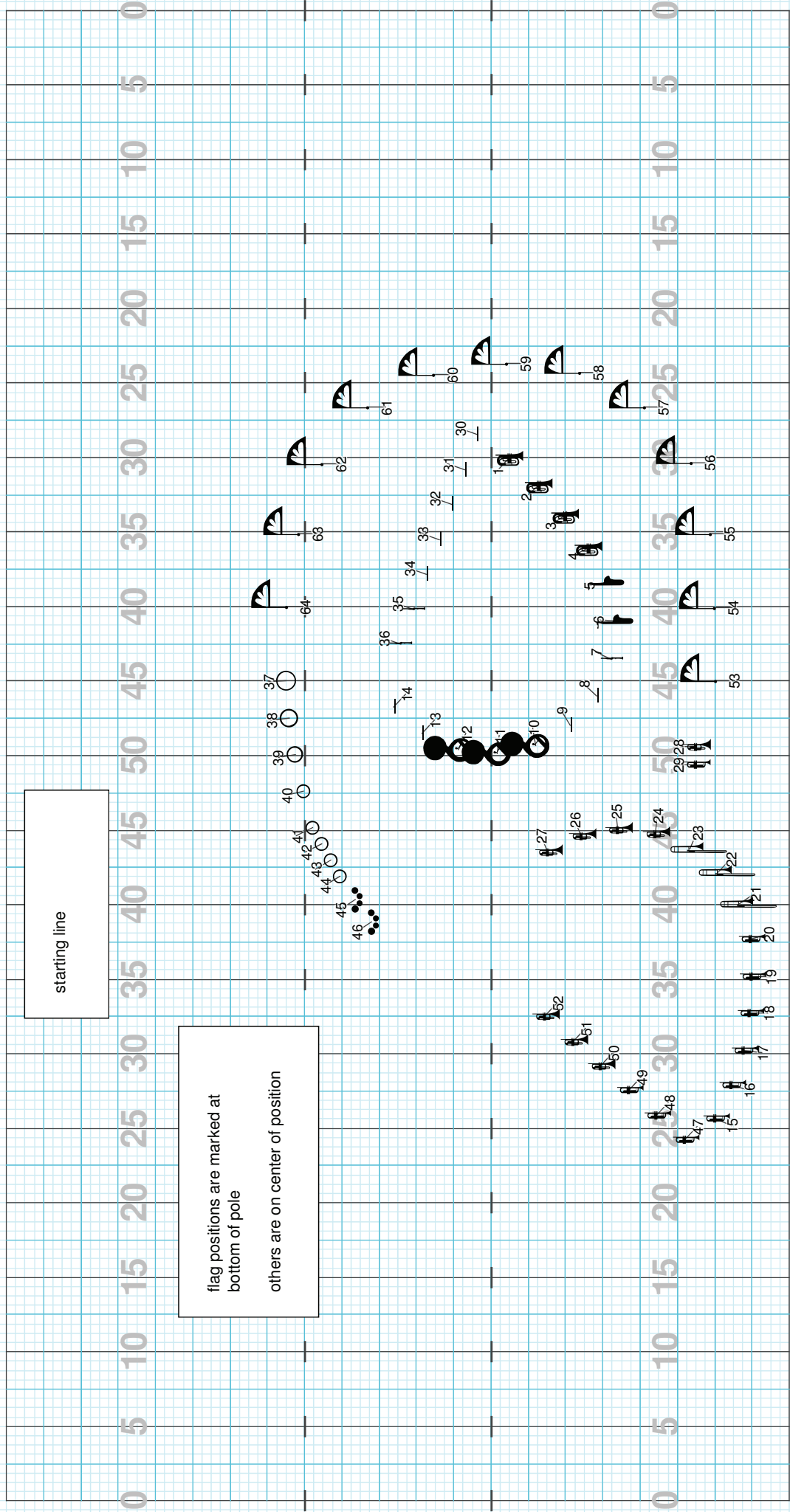



Drill: West Side Story Show - 1 - Maria, Mambo

Set #1 Count: 0



Director Viewpoint



Director Viewpoint

m 5-8 move 16  
face direction of travel during first 15  
180 degree pivot on count 16

m 11-14 hold 14  
horns to box level on count 1


0 5 10 15 20 25 30 35 40 45 50 55 60 65 70 75 80 85 90 95 100

0 5 10 15 20 25 30 35 40 45 50 55 60 65 70 75 80 85 90 95 100

Director Viewpoint

m 15-18 move 16 - horns level on 1  
subdivide move into halves and quarters  
for consistent step sizes

Director Viewpoint

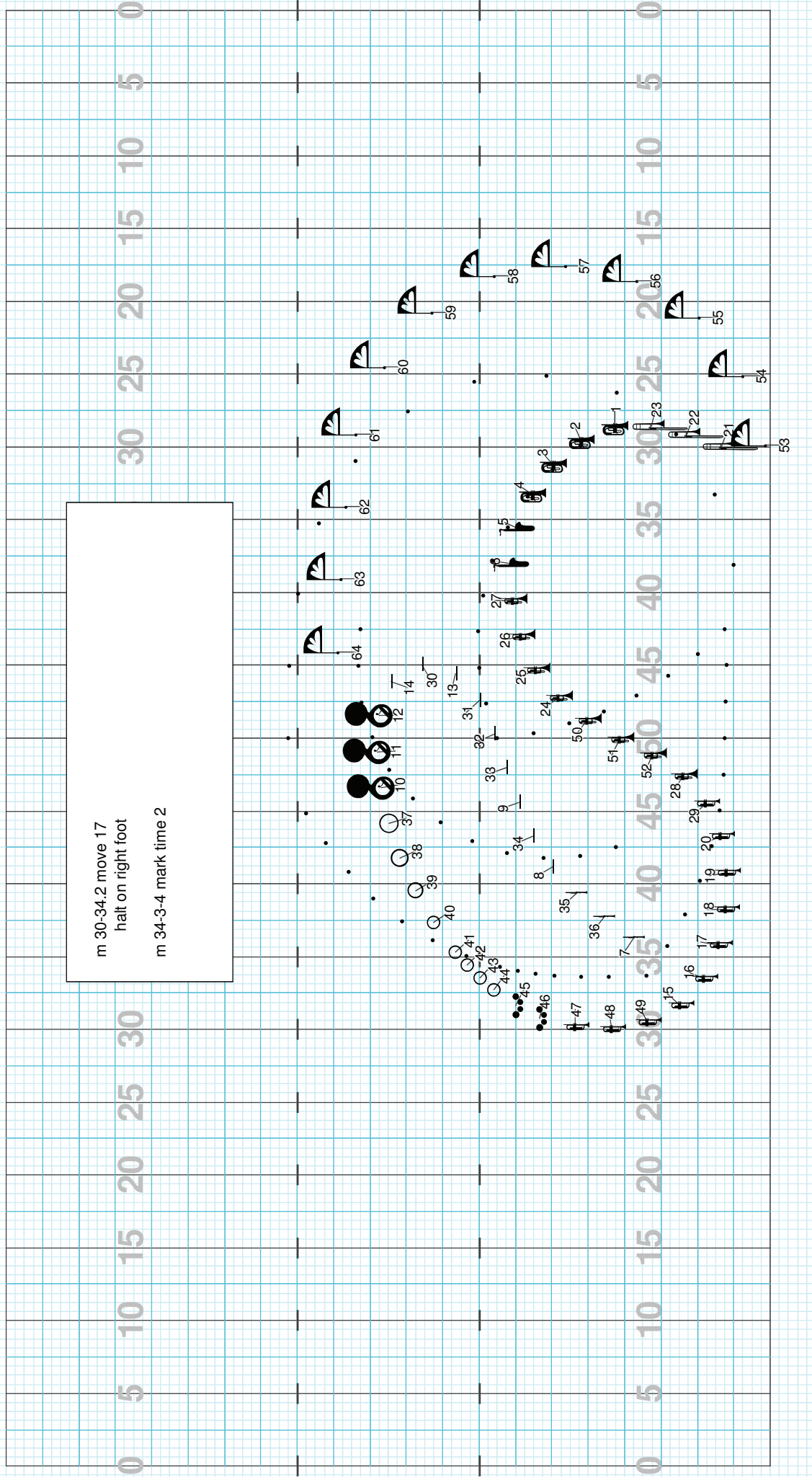


Director Viewpoint

m 26-28 move 10  
horns to box level on 1

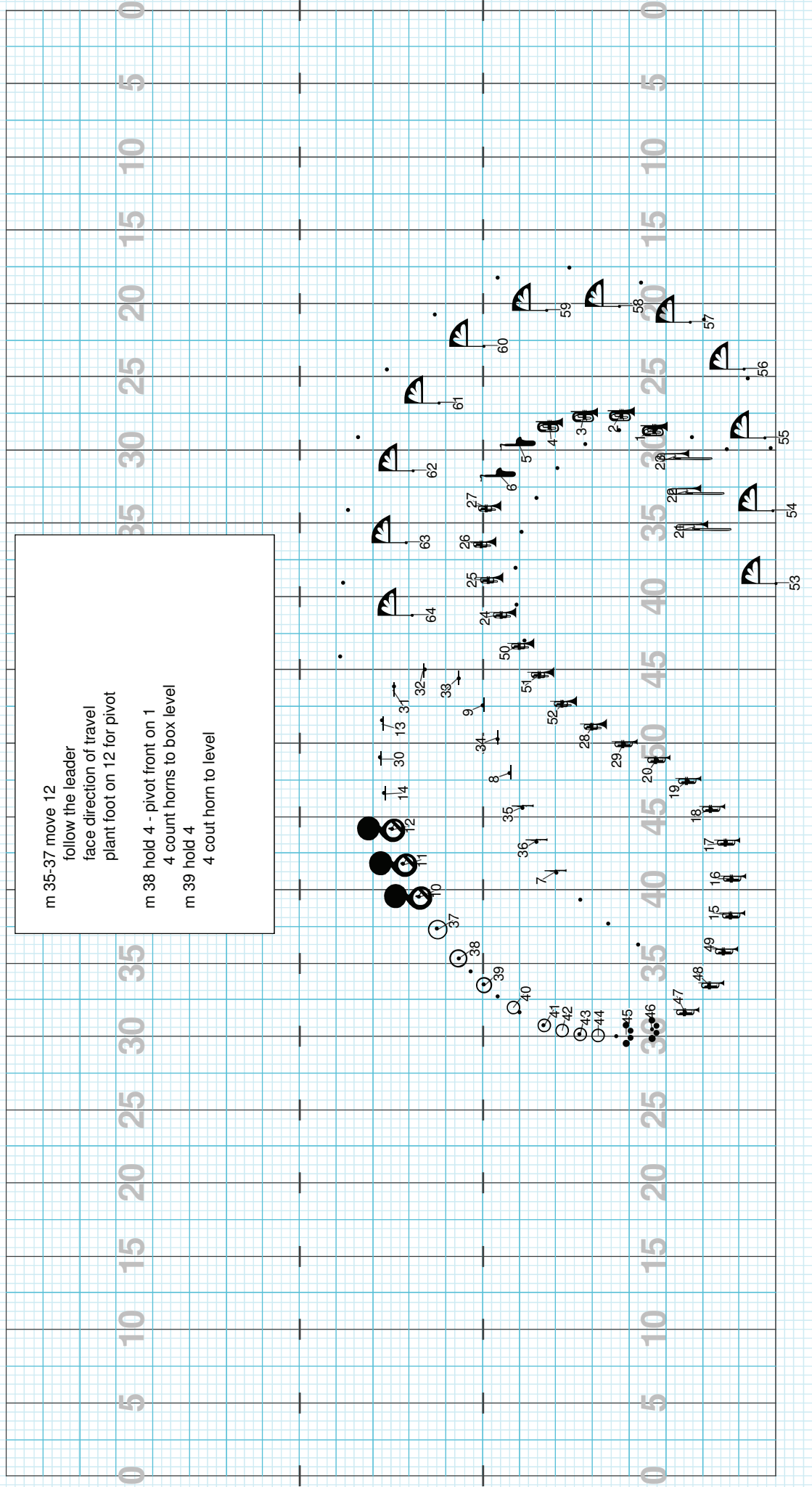
m 29 mark time 2  
horns drag to level in 2

Director Viewpoint



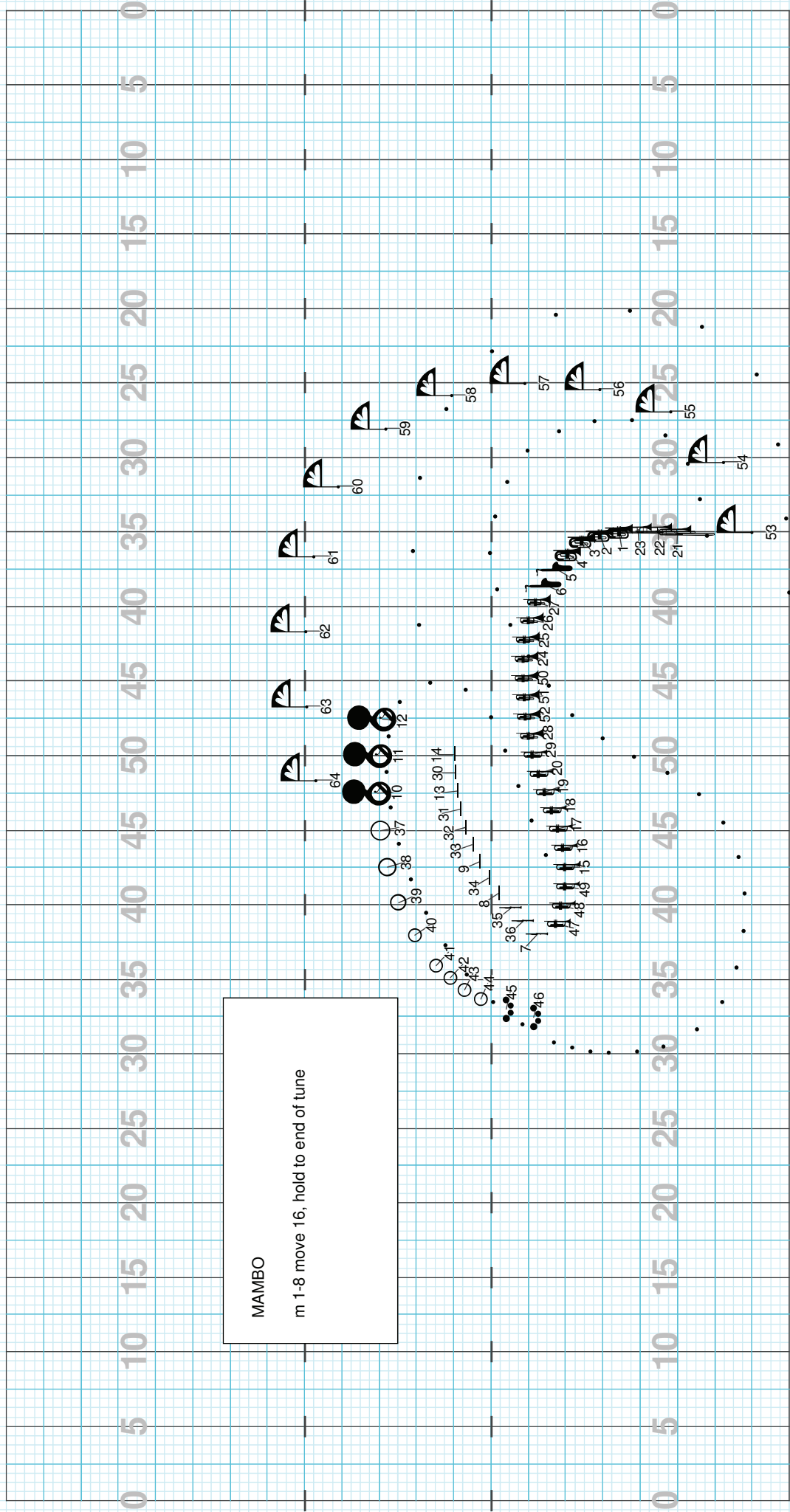
Director Viewpoint





Director Viewpoint





Director Viewpoint

TONIGHT INTERLUDE  
m 1 mark time 4

The score is plotted on a grid with time markers from 0 to 30 on both the top and bottom. The musical notation includes:

- Notes 1-12: A sequence of notes starting at time 0, moving right and then down.
- Notes 13-14: A pair of notes at time 30.
- Notes 15-44: A series of notes forming a path that moves down, then right, then up, and finally right.
- Notes 45-64: A series of notes forming a path that moves right, then up, then right, then up, and finally right.

Director Viewpoint

Drill: West Side Story - 2 - Tonight Interlude and America

Set #2 Count: 20

m 2-5 move 16  
m 6-8 hold 12  
soloist marches in form

0 5 10 15 20 25 30 35 40 45 50 55 60

0 5 10 15 20 25 30 35 40 45 50 55 60

Director Viewpoint

m 9-11 move 12  
m 12 hold 4  
m 13 mark time 4

10 11 12 13 14 15 16 17 18 19 20 21 22 23 24 25 26 27 28 29 30 31 32 33 34 35 36 37 38 39 40 41 42 43 44 45 46 47 48 49 50 51 52 53 54 55 56 57 58 59 60 61 62 63 64

Director Viewpoint

AMERICA (MARCH IN 3, PLAY IN 2)  
m 1-4 move 12

0 5 10 15 20 25 30 35 35 30 25 20 15 10 5 0

0 5 10 15 20 25 30 35 35 30 25 20 15 10 5 0

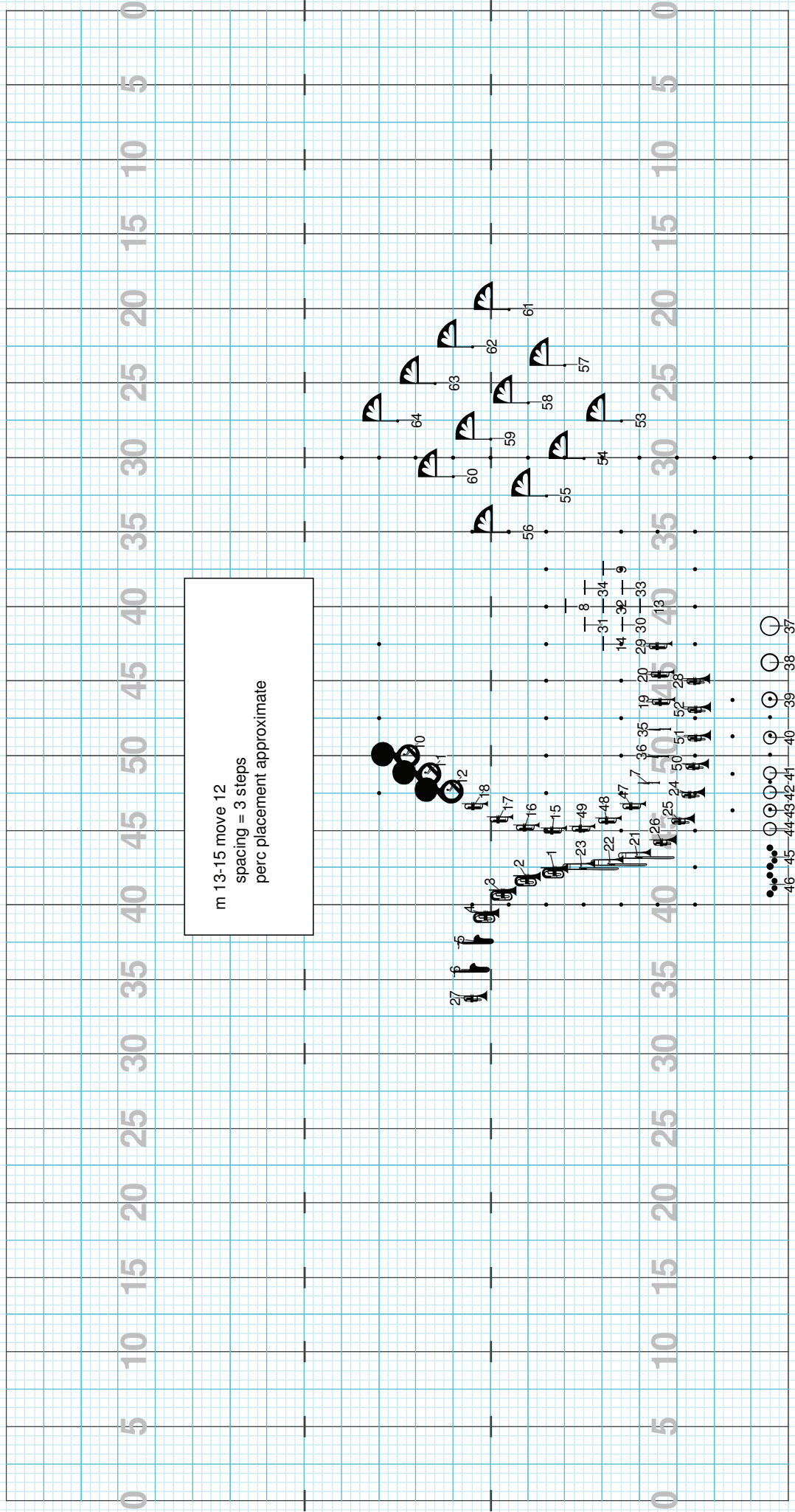
Director Viewpoint

m 5-12 move 24  
horn line Follow The Leader  
tubas gate clockwise 180 degrees  
flags hold for ripple effects

0 5 10 15 20 25 30 35 40 45 50 55 60 65 70 75 80 85 90 95 100

0 5 10 15 20 25 30 35 40 45 50 55 60 65 70 75 80 85 90 95 100


Director Viewpoint





m 17-25 move 27  
pics and flags float

m 26 turn to front in 3  
all side 1 turns to left some by 270 degrees  
all side 2 turns right  
use forward momentum of previous move for big turns



Director Viewpoint

m 27-34 move 24  
m 35-38 hold 12

Director Viewpoint

m 39-44 move 18  
m 45-50 hold or mark time 18

Director Viewpoint

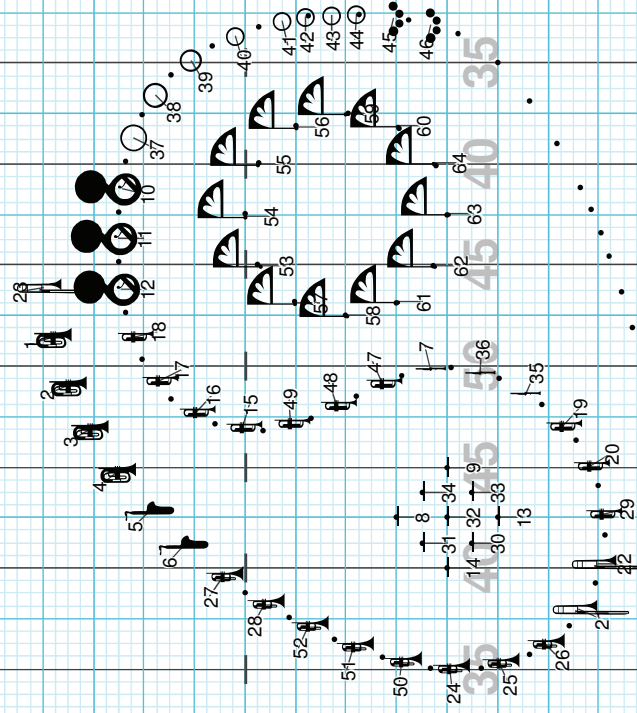
# Drill: West Side Story - 2 - Tonight Interlude and America

Set #10 Count: 232

m 51-60 move 30  
horn line and drum line follow the leader bodies focused front  
pics and flags rotate

Clean the "follow the leader" by running it forward and backward in time.  
During the "rewind" each student should watch the dress relationships change in front of them  
within the line and then apply those changes to the move when performed forward in time.

61-68 hold 24, foot out on 1 - in on 24, horns to box on 1



Director Viewpoint

m 69-76 move 24  
horns to level on 1

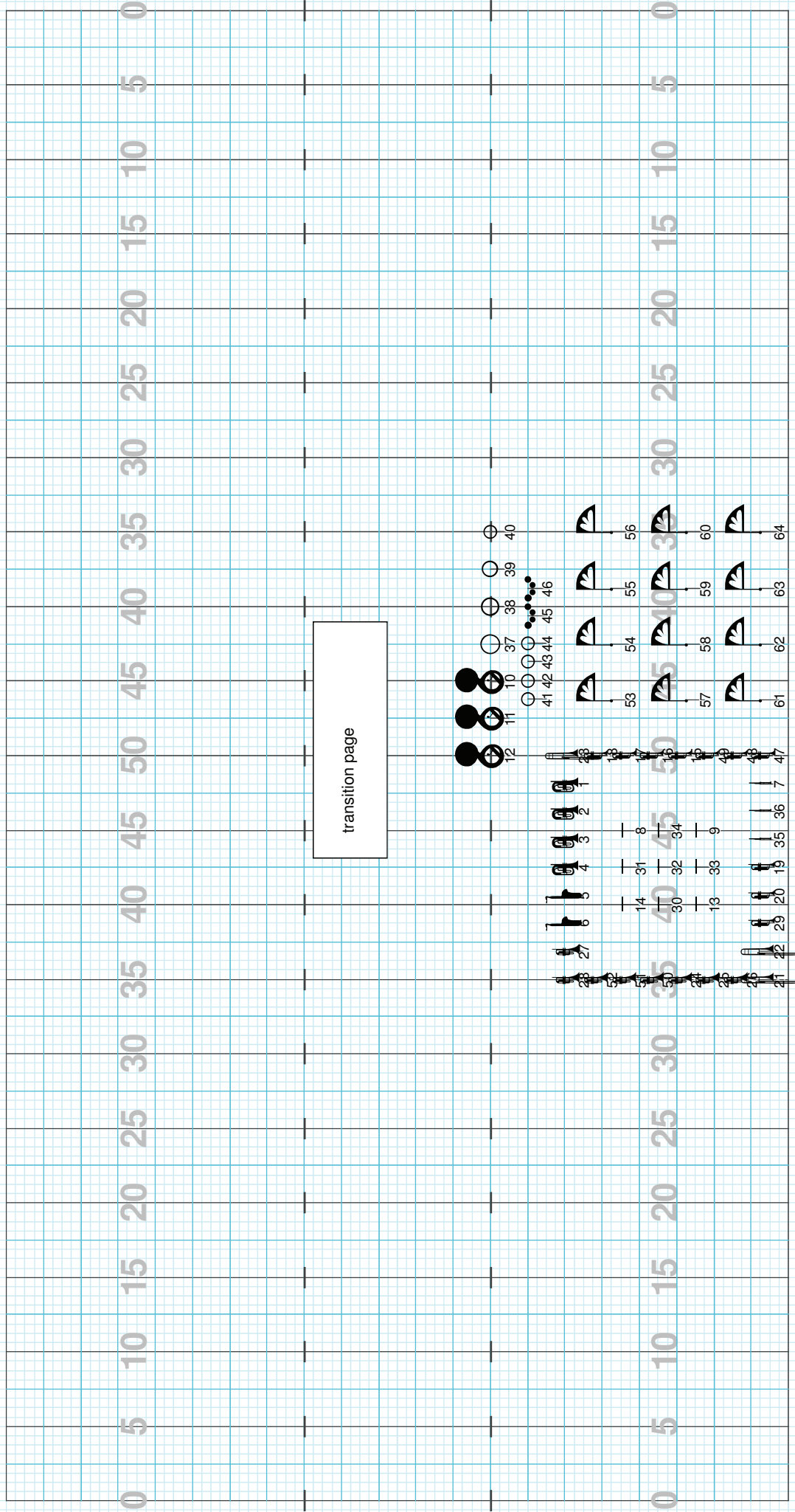
m 77-80 hold 12  
horns to box level on 7  
horns to box center on 11  
foot out on 11  
foot in on horn down

28 27 26 25 24 23 22 21 20 19 18 17 16 15 14 13 12 11 10 9 8 7 6 5 4 3 2 1


52 51 50 49 48 47 46 45 44 43 42 41 40 39 38 37 36 35 34 33 32 31 30 29 28 27 26 25 24 23 22 21 20 19 18 17 16 15 14 13 12 11 10 9 8 7 6 5 4 3 2 1

64 63 62 61 60 59 58 57 56 55 54 53 52 51 50 49 48 47 46 45 44 43 42 41 40 39 38 37 36 35 34 33 32 31 30 29 28 27 26 25 24 23 22 21 20 19 18 17 16 15 14 13 12 11 10 9 8 7 6 5 4 3 2 1

Director Viewpoint



Director Viewpoint



Director Viewpoint

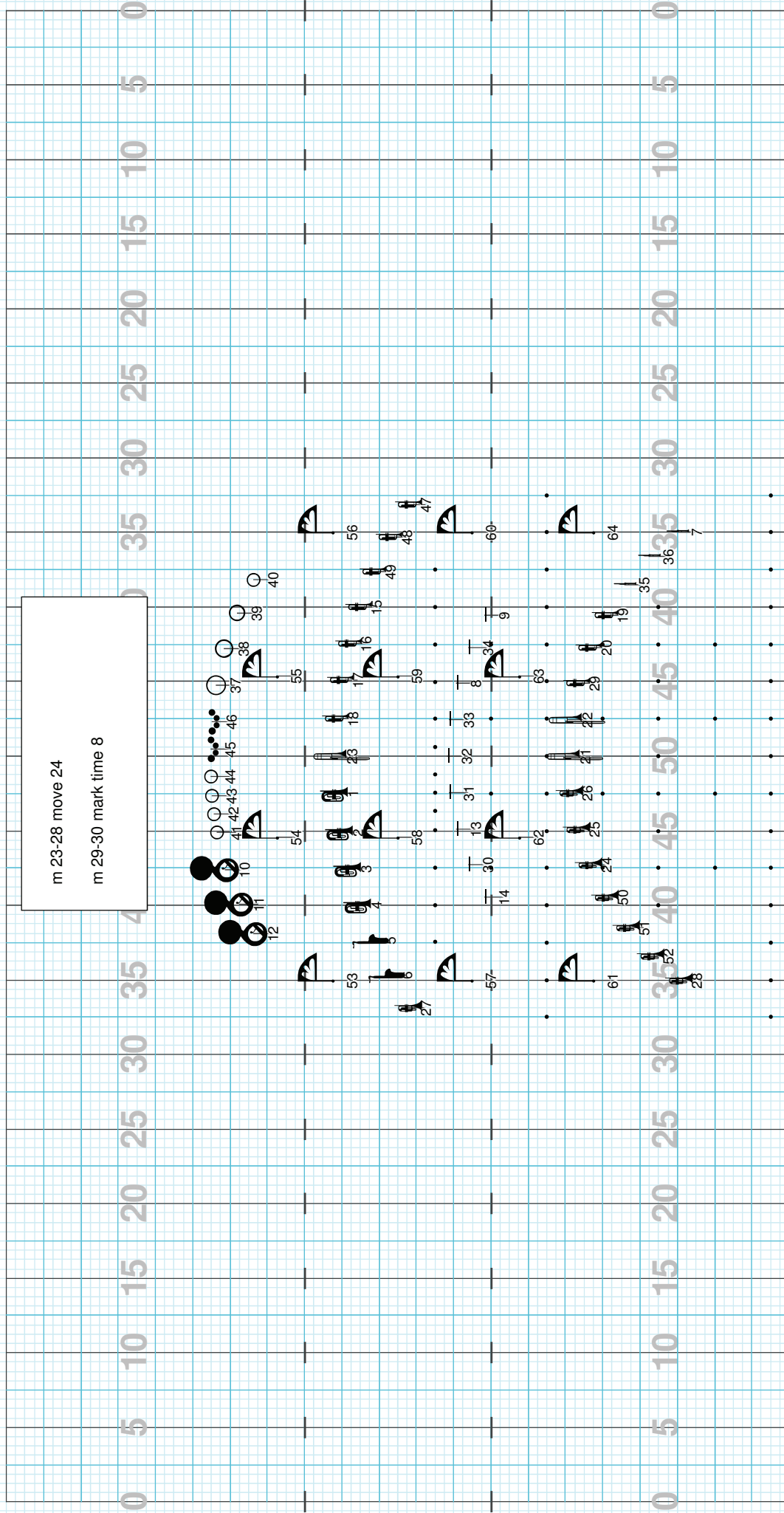


m 7-14 move 32  
m 15-22 hold or mark time 32

0 5 10 15 20 25 30 35 40 45 50 55 60

0 5 10 15 20 25 30 35 40 45 50 55 60

Director Viewpoint



Director Viewpoint

The image shows a large grid on a light blue background. The grid has 40 columns and 64 rows. The columns are numbered 0 to 40 at the bottom, and the rows are numbered 0 to 64 on the right side. The grid contains musical notation, including notes, stems, and beams, arranged in a pattern that suggests a musical drill. A white rectangular box is positioned in the upper left quadrant, containing the text "move 22". The notation includes various symbols such as circles, lines, and dots, some of which are numbered. The overall layout is a complex musical score or drill sheet.

Director Viewpoint



Director Viewpoint

m 46-50 move 20 horns to front on 1

m 51-53 hold to end horns to box on 1

41 42 43 44 45 46 47 48 49 50

51 52 53 54 55 56 57 58 59 60 61 62 63 64

Director Viewpoint

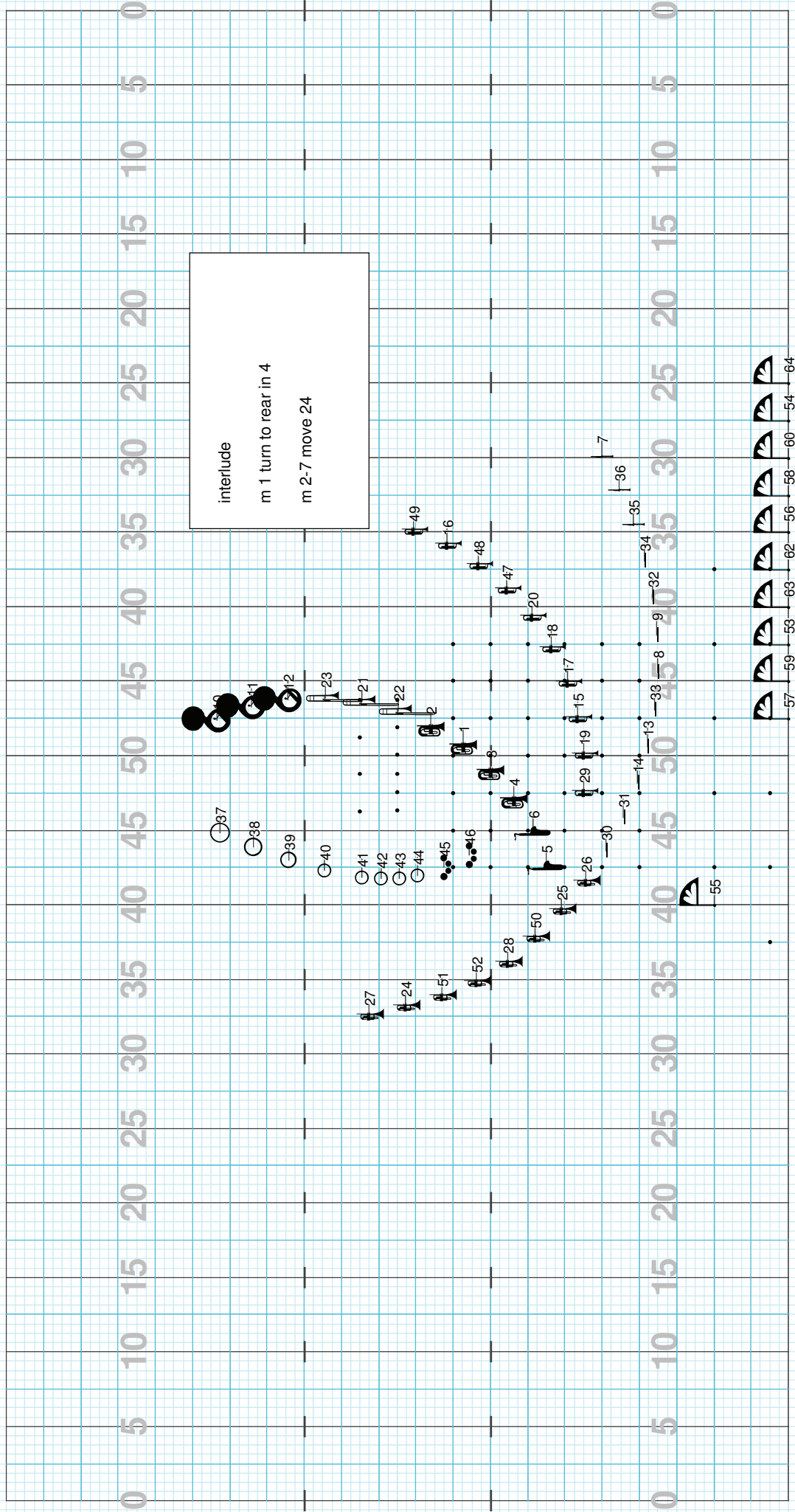
transition page

0 5 10 15 20 25 30 35 40 45 50 55 60 65


0 5 10 15 20 25 30 35 40 45 50 55 60 65

Director Viewpoint

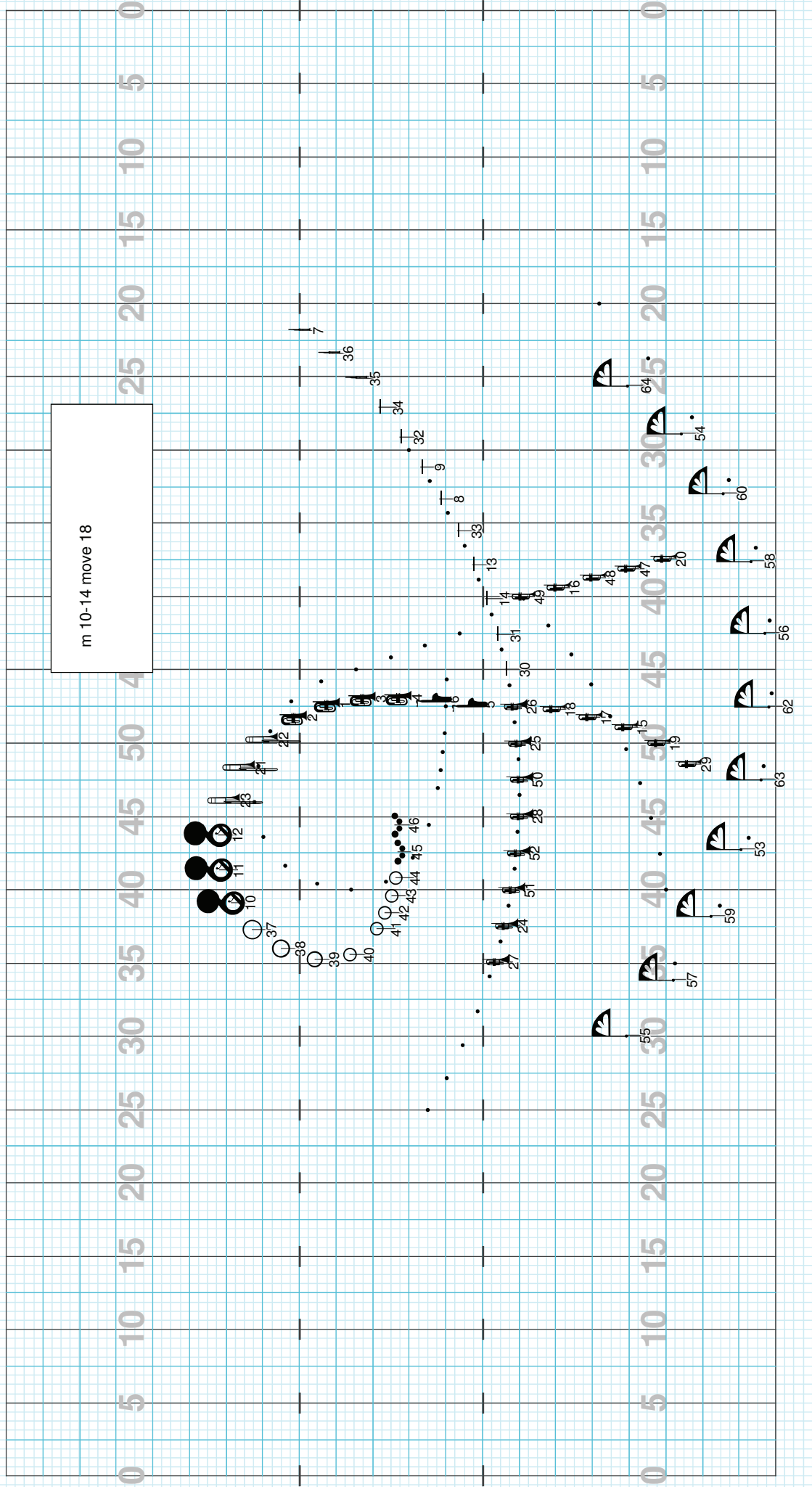




Director Viewpoint



Director Viewpoint



Director Viewpoint



m 19-36 move 32  
guard inverts wedge on  
the run. Point moves,  
then is followed by next two,  
then by next two, etc.

Director Viewpoint

m 27-33 move 28 horns to box level on 1

Director Viewpoint

m 37 (extended) move 6 counts  
12 double time steps

m 38 hold to end  
horns to box center on 1

Director Viewpoint