


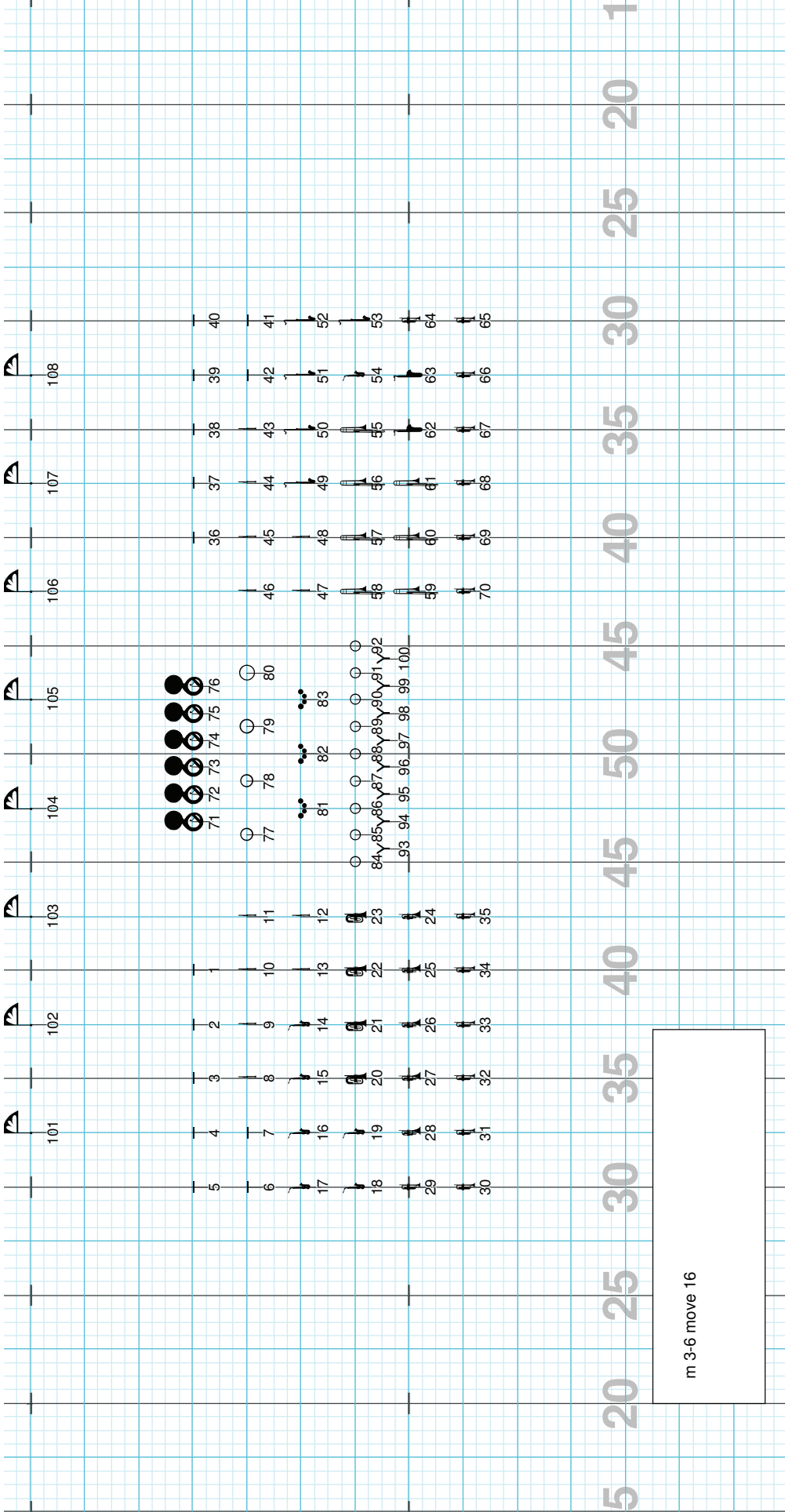
Drill: Lapeer East 2010-1 Magical Mystery Tour.3dj

Set #1 Count: 0



Director Viewpoint

Licensed to: Victor Neves
Created on Pyware 3D.



Director Viewpoint

Drill: Lapeer East 2010-1 Magical Mystery Tour.3dj

Set #3 Count: 40

m 7-10 move 16

m 11-13 hold 12, foot out on 1, in on 6, 4 count 360 to center on 7-9



101



102



103



104



105



106



107



108



71 72 73 74 75 76



77 78 79 80



81 82 83



84 85 86 87 88 89 90 91 92



93 94 95 96 97 98 99 100

36

45

48

57

60

69

37

44

49

56

61

68

38

43

50

55

62

67

39

42

51

54

63

66

40

41

52

53

64

65

5 20 25 30 35 40 45 50 55 60 65

Director Viewpoint

m 14-17 move 16
follow the leader, sharp corners



101



102



103



104



71 72 73 74 75 76



77 78 79 80



81 82 83

84,85,86,87,88,89,90,91,92
93, 94, 95, 96, 97, 98, 99, 100



105



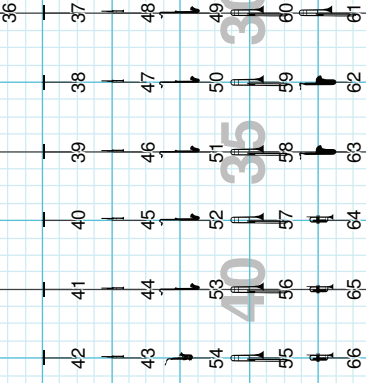
106



107



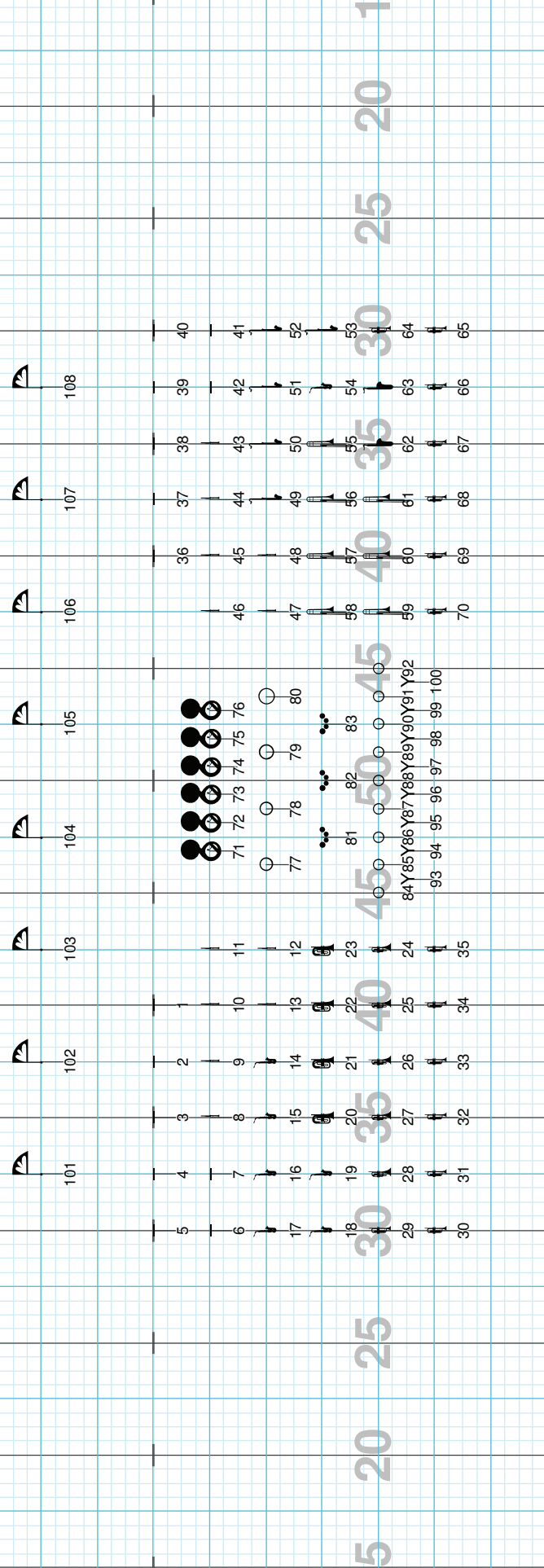
108



5 20 25 30 35 40 45 50 55 60 65 70

Director Viewpoint

m 18 - 21 move 16
reverse previous move




Director Viewpoint

Drill: Lapeer East 2010-1 Magical Mystery Tour.3dj

Set #6 Count: 100

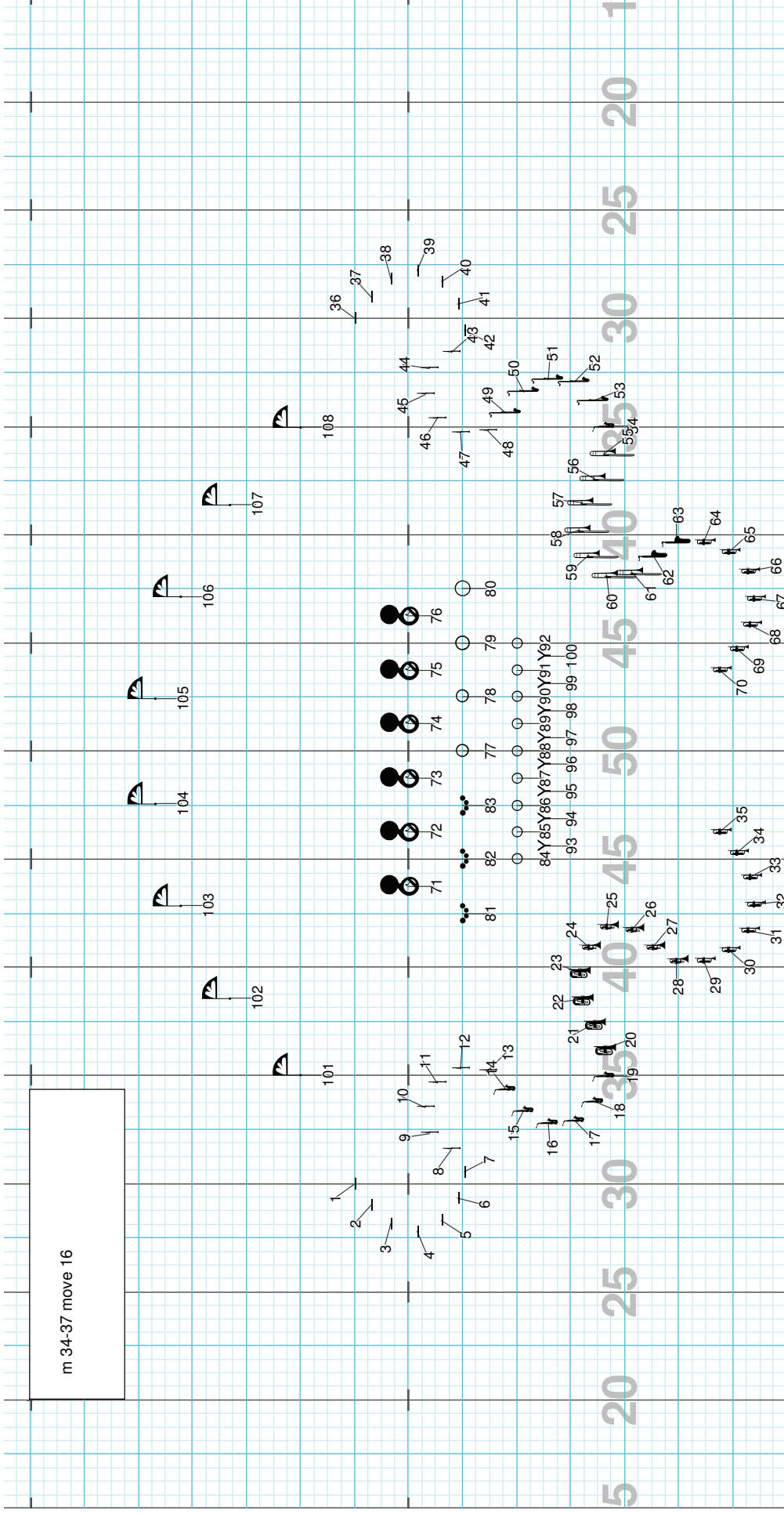
m 22-25 move 16
m 26-33 hold 32
foot out on 1, in on 30



Director Viewpoint

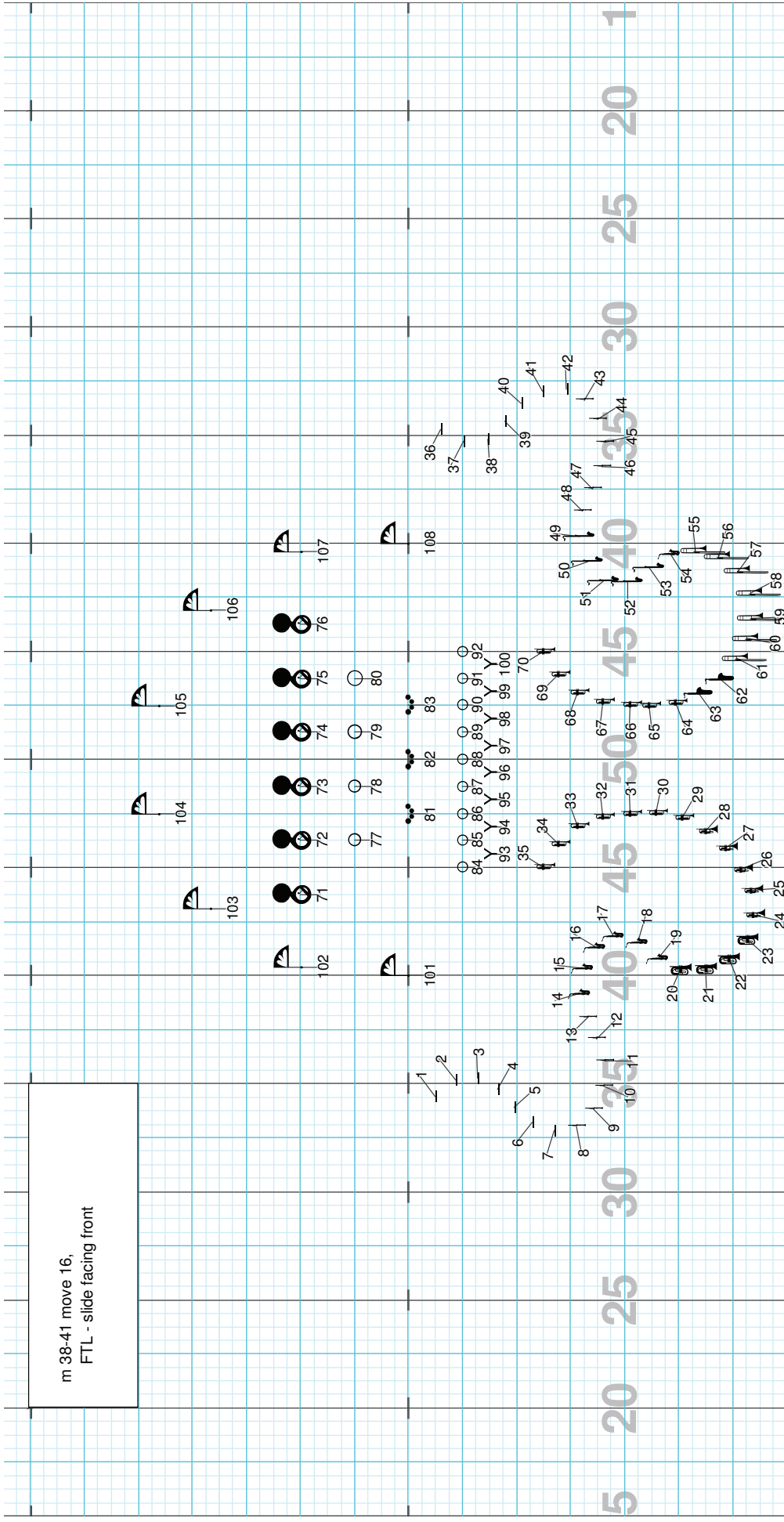
Licensed to: Victor Neves
Created on Pyware 3D.

m 34-37 move 16



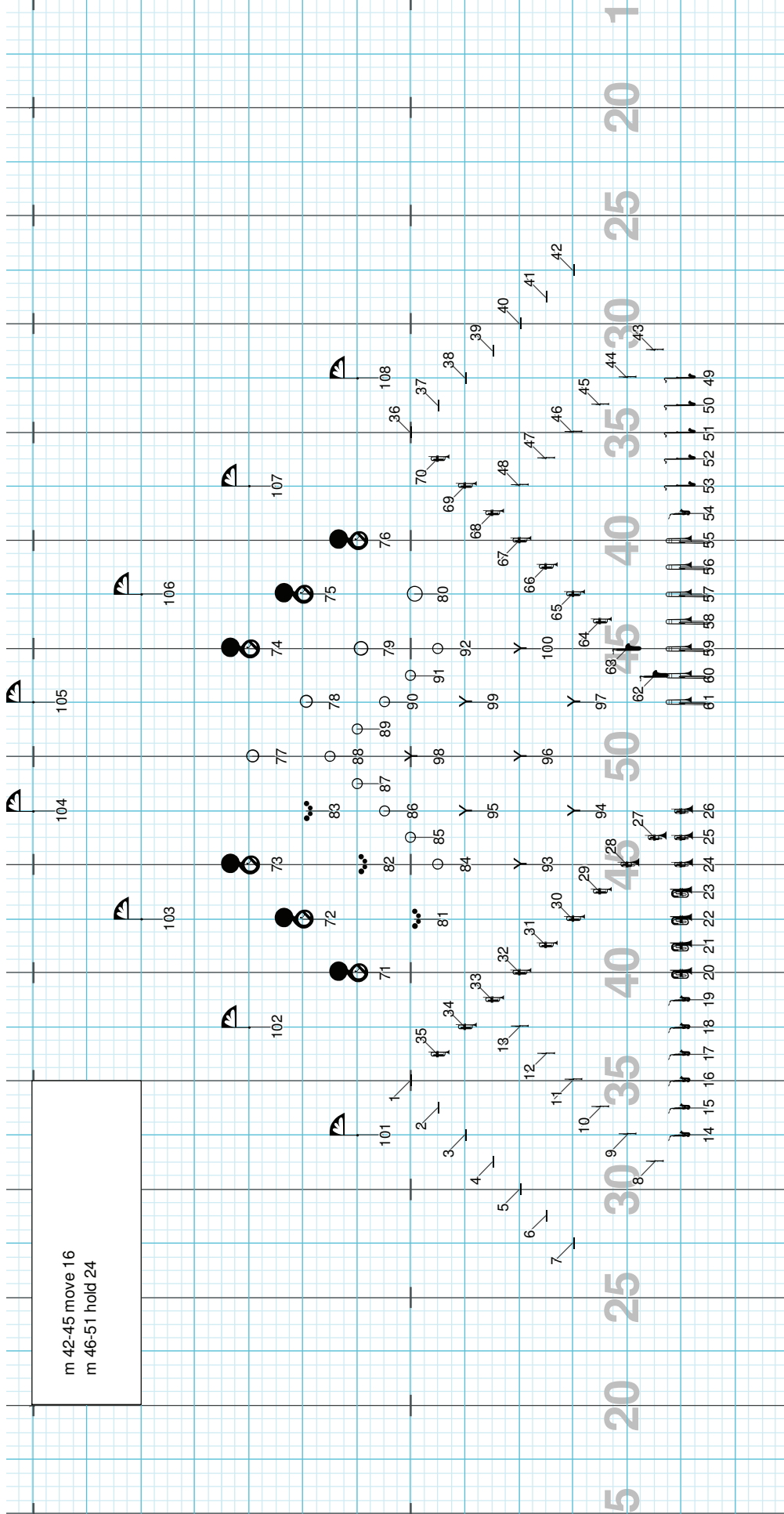
Director Viewpoint

m 38-41 move 16,
FTL - slide facing front



Director Viewpoint

m 42-45 move 16
m 46-51 hold 24



Director Viewpoint

Drill: Lapeer East 2010-1 Magical Mystery Tour.3dj

Set #10 Count: 220

m 52-55 move 16, horns to box
m 56-59 hold 16, foot out, lean back on 13

101 102 103 104 105 106 107 108

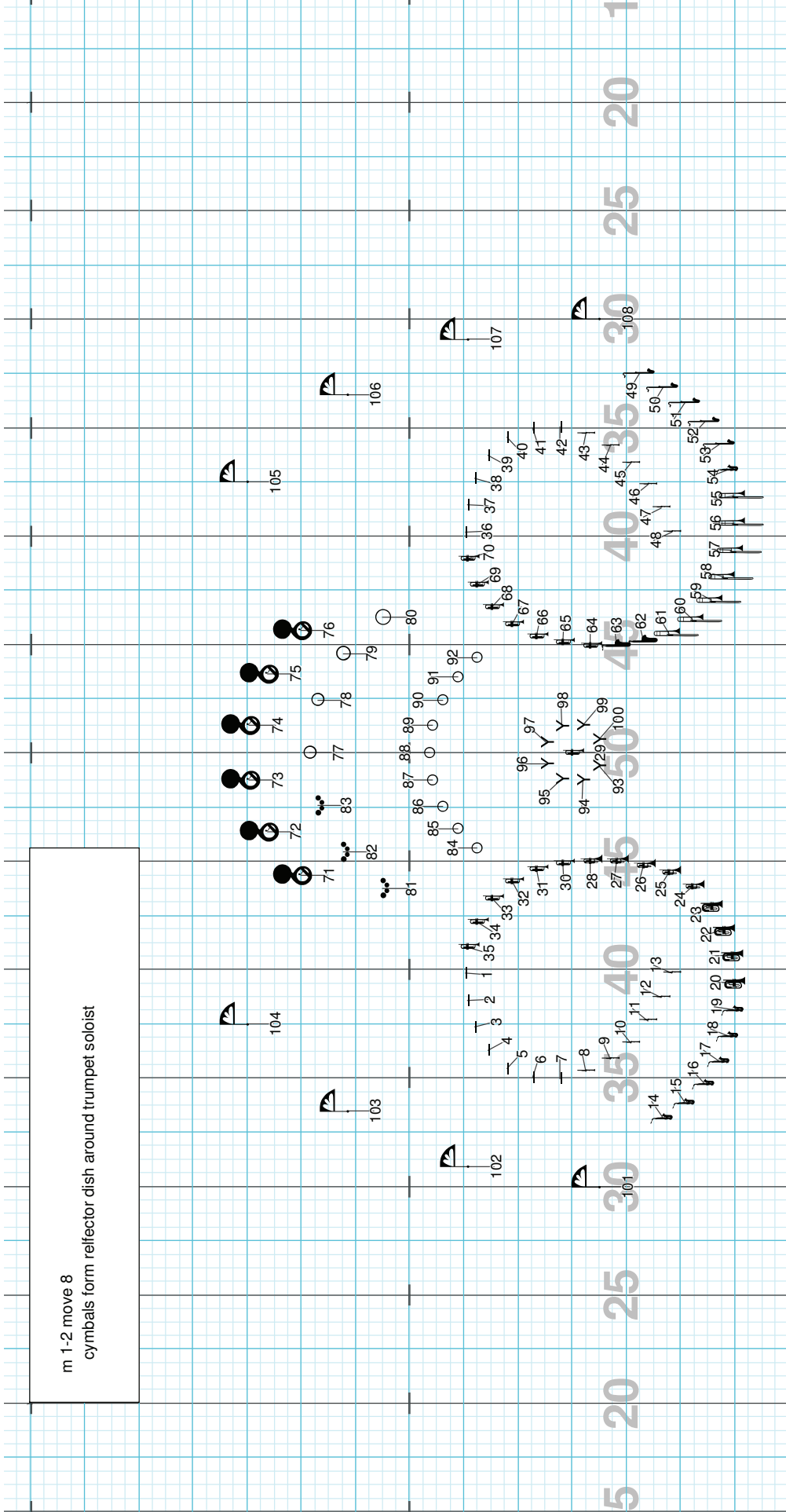
14 15 16 17 18 19 20 21 22 23 24 25 26
27 28 29 30 31 32 33 34 35 36 37 38 39 40 41 42
43 44 45 46 47 48 49 50 51 52 53 54 55 56 57 58 59 60 61 62 63 64 65 66 67 68 69 70 71 72 73 74 75 76 77 78 79 80 81 82 83 84 85 86 87 88 89 90 91 92 93 94 95 96 97 98 99 100

Director Viewpoint

HEY JUDE
transition page

Director Viewpoint

m 1-2 move 8
cymbals form reflector dish around trumpet soloist




Director Viewpoint

Drill: Lapeer East 2010-2 Hey Jude

Set #3 Count: 40

m 3-10 horns and drums hold 28, drag turn 4 to direction of next move
cymbals move to ride hold at last possible moment
flags move forward for equipment change

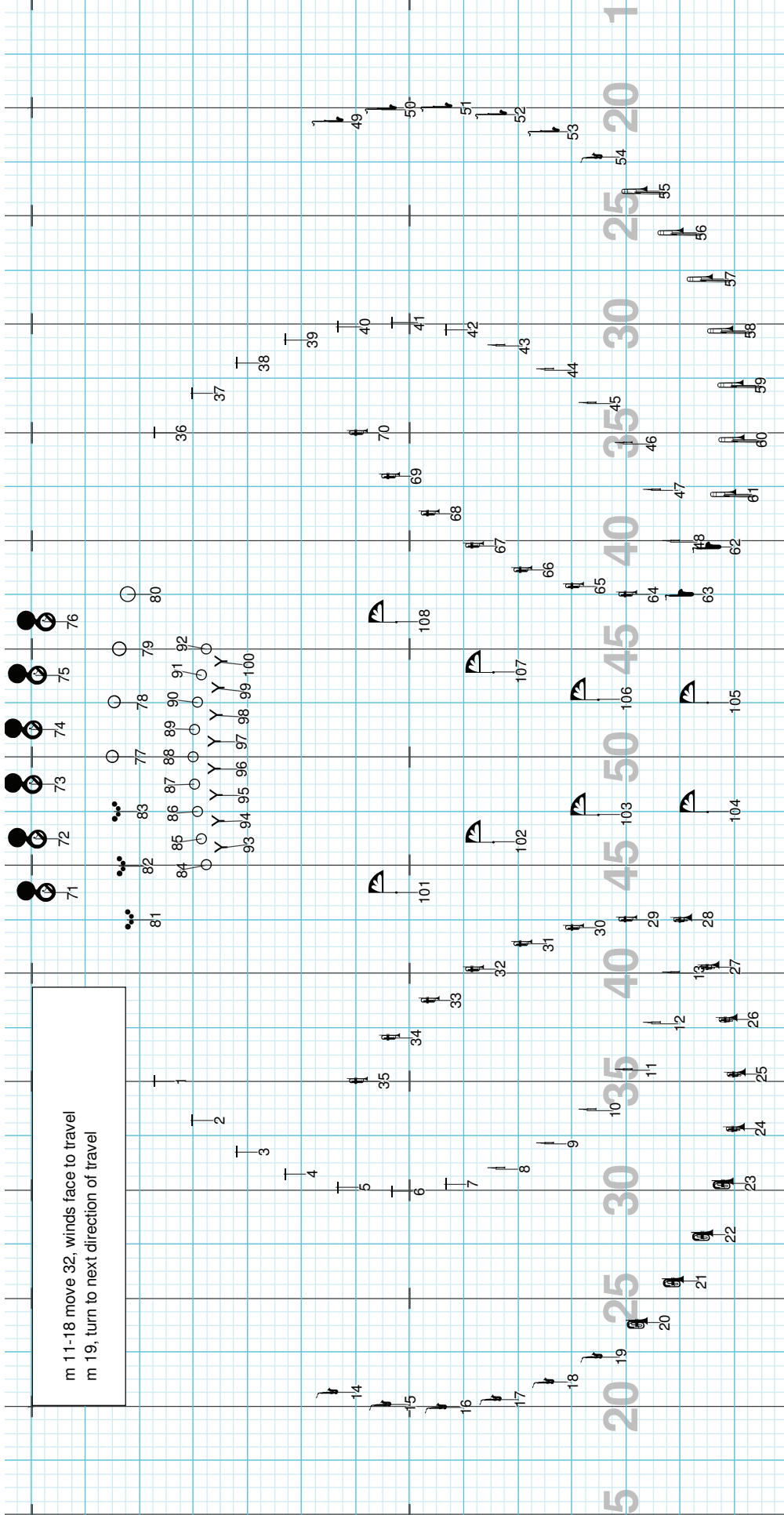


Director Viewpoint

Drill: Lapeer East 2010-2 Hey Jude

Set #4 Count: 72

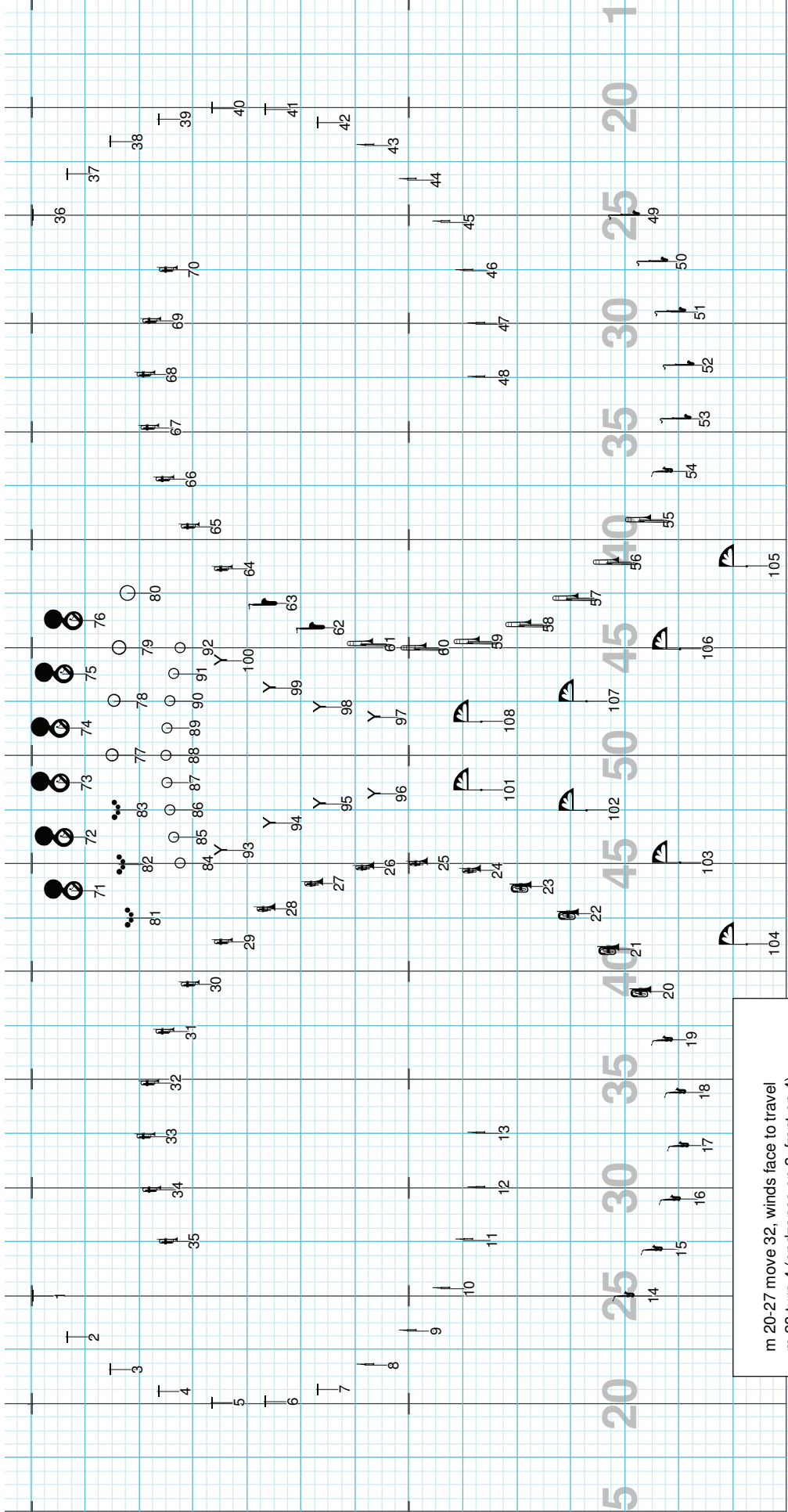
m 11-18 move 32, winds face to travel
m 19, turn to next direction of travel



Director Viewpoint

Drill: Lapeer East 2010-2 Hey Jude

Set #5 Count: 108



Director Viewpoint

Drill: Lapeer East 2010-2 Hey Jude


Set #6 Count: 146

m 31-37 move 28
m 38-40 hold 12
m 41-42 mark 8 in new tempo

The grid contains 146 measures of drum set notation. The notation includes snare (S), bass drum (B), and cymbal (C) patterns, along with rests and specific markings like 'Y' and 'X'. The measures are arranged in a 5x30 grid with a final 1-measure column. The numbers 5, 20, 25, 30, 35, 40, 45, 50, 55, 60, 65, 70, 75, 80, 85, 90, 95, 100, 105, 110, 115, 120, 125, 130, 135, 140, 145, and 146 are placed at the bottom of the grid, corresponding to the measure numbers.


Director Viewpoint

m 43-44 move 8



Director Viewpoint


m 45-46 move 8



5 20 25 30 35 40 45 50 55 60 65 70 75 80 85 90 95 100 105 110 115 120 125 130 135 140 145 150 155 160 165 170 175 180 182

Director Viewpoint


m 47-48 move 8



Director Viewpoint


Pages 7-10

m 43-50 move 32 (the scrambler) focus front
this is a 3 man squad turn on center pivot



Director Viewpoint

m 51-58 reverse scrambler 32
(not animated)




Director Viewpoint

Drill: Lapeer East 2010-2 Hey Jude

Set #12 Count: 238

m 59-60 forward 8
horns to box
hold to end, foot out



Director Viewpoint

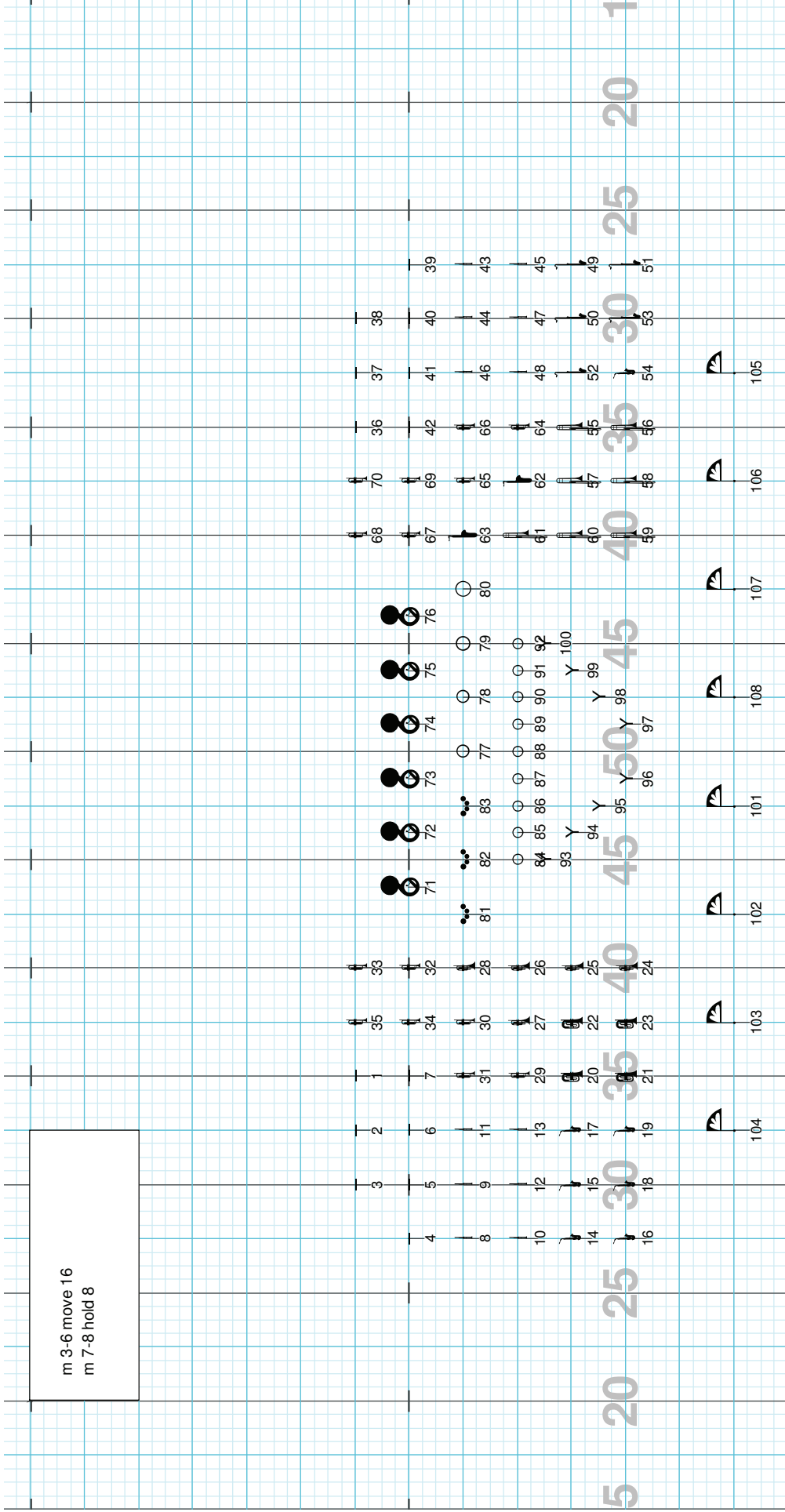
ELEANOR RIGBY
Transition page

Director Viewpoint

Drill: Lapeer East 2010-3 Eleanor Rigby

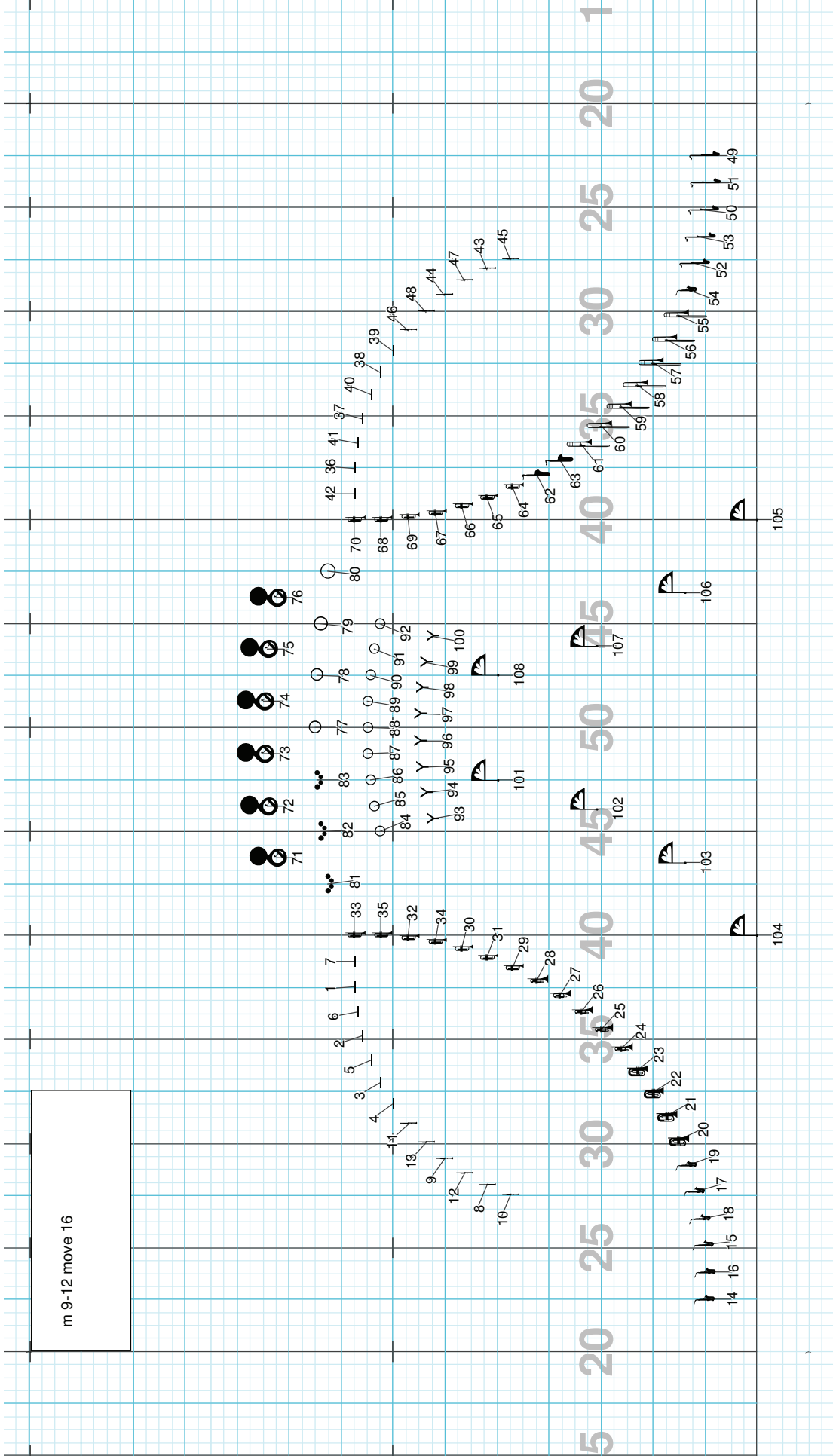
Set #3 Count: 24

m 3-6 move 16
m 7-8 hold 8



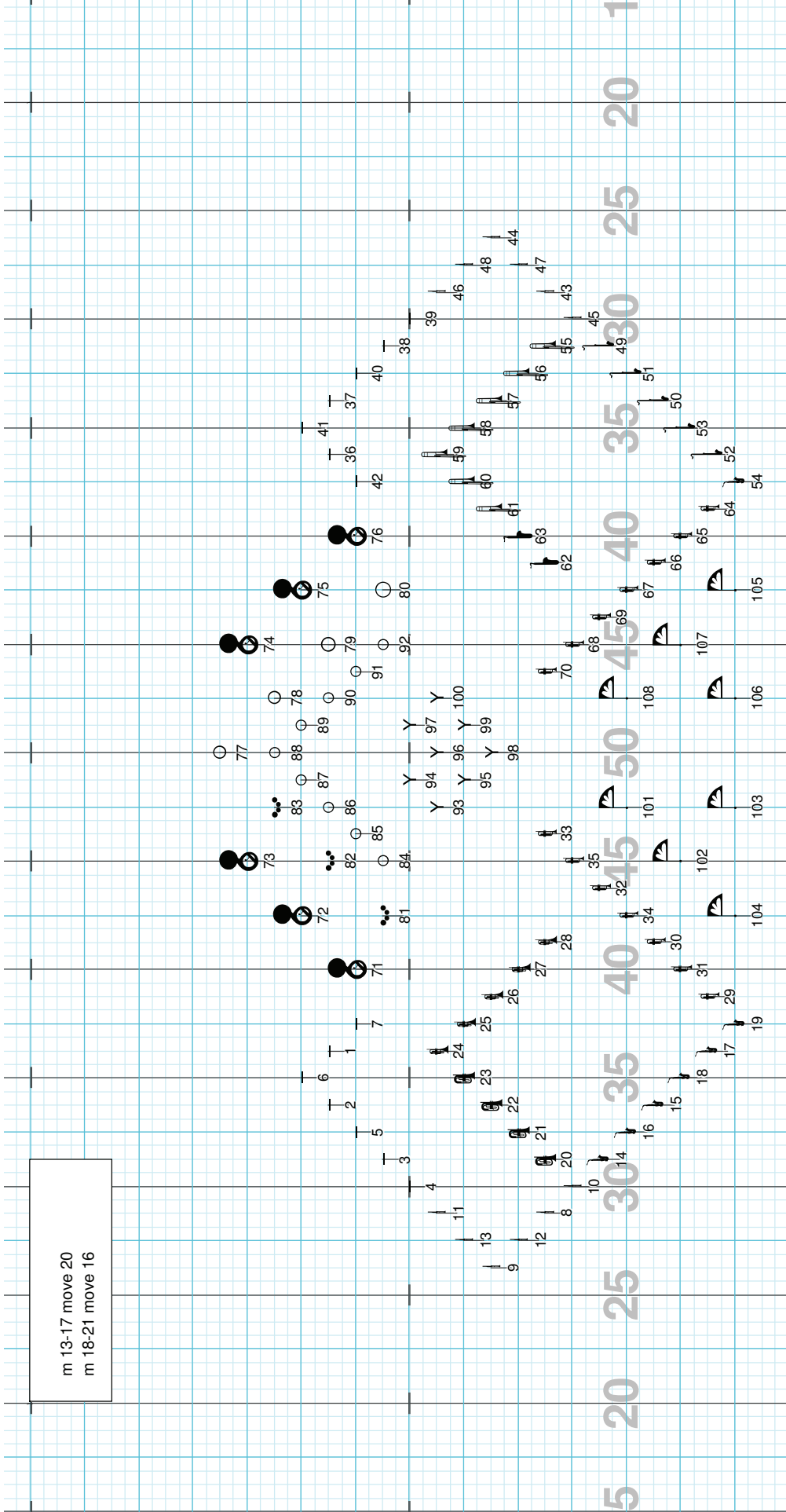
Director Viewpoint

m 9-12 move 16



Director Viewpoint

m 13-17 move 20
m 18-21 move 16

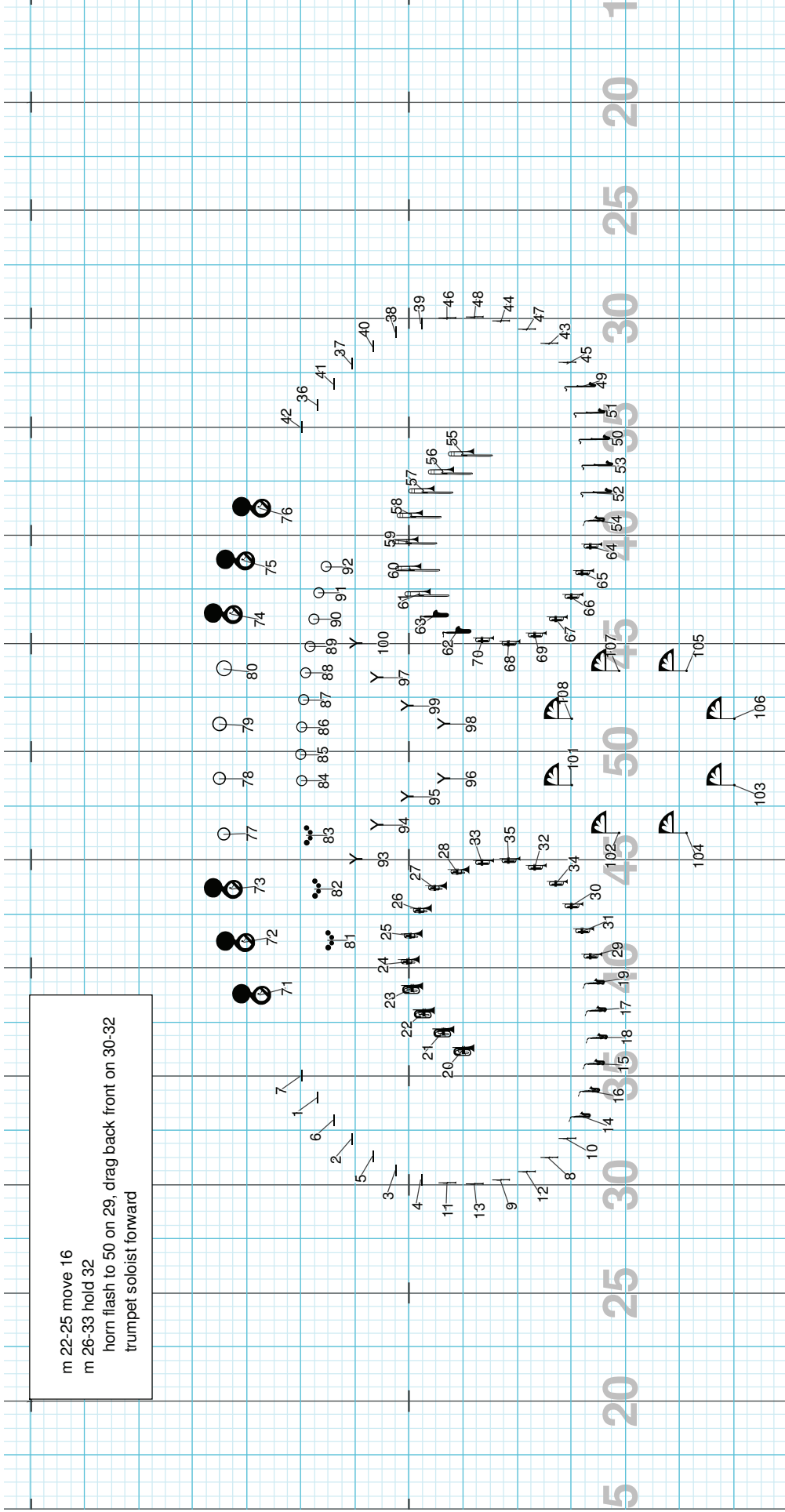


Director Viewpoint

Drill: Lapeer East 2010-3 Eleanor Rigby


Set #6 Count: 100

m 22-25 move 16
m 26-33 hold 32
horn flash to 50 on 29, drag back front on 30-32
trumpet soloist forward




Director Viewpoint

m 34-41 move 32
trumpet lines FTL, substitute trumpet positions as
needed



Director Viewpoint

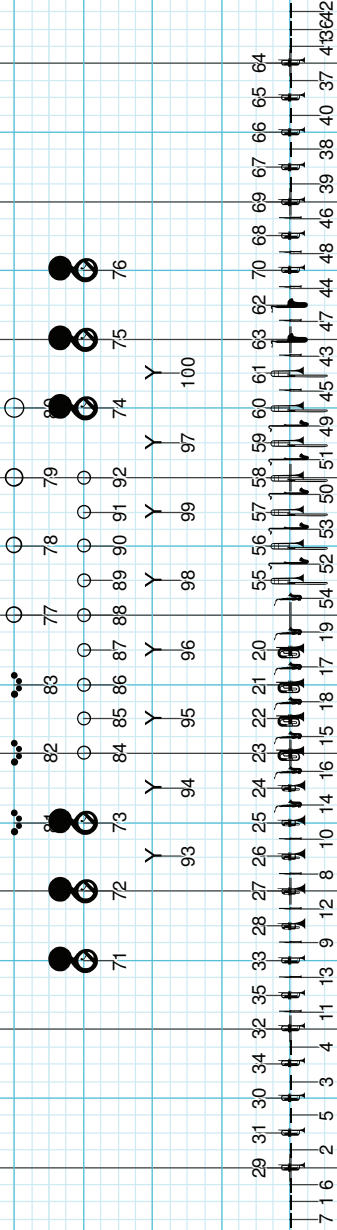
m 42-49 move 32



5 20 25 30 35 40 45 50 55 60 65 70 75 80 85 90 95 100

Director Viewpoint


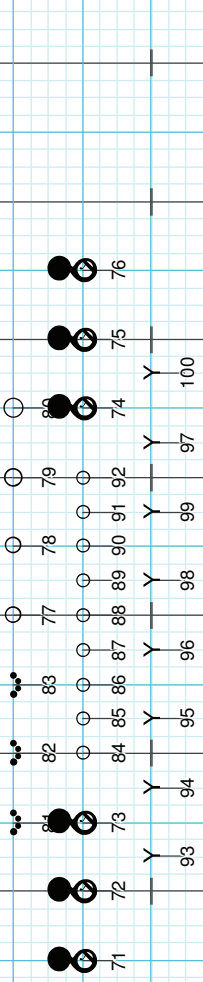
m 50-51 move 8



5 20 25 30 35 40 45 50 55 60 65 70 75 80 85 90 95 100 105 110 115 120 125 130 135 140 145 150 155 160 165 170 175 180 185 190 195 200 204

Director Viewpoint

m 52-55 move forward 15
high mark time half steps
horns to box



5 20 25 30 35 40 45 50 55 60 65 70 75 80 85 90 95 100

103 104 102 101 108 107 105 106

20 25 30 35 40 45 50 55 60 65 66 67 68 69 70 71 72 73 74 75 76


7 16 2 5 3 4 11 13 9 12 8 10 14 16 15 18 17 19 54 52 53 50 51 49 45 43 47 44 48 46 39 38 40 37 4 3 6 4 2 29 31 30 34 32 35 33 28 27 26 25 24 23 22 21 20 55 56 57 58 59 60 61 63 62 70 68 69 67 66 65 64

Director Viewpoint

Drill: Lapeer East 2010-3 Eleanor Rigby

Set #11 Count: 224

m 56 move 4
 m 57-61 hold 20
 foot out, lean back, get funky




Director Viewpoint

Drill: Lapeer East 2010-3 Eleanor Rigby

Set #12 Count: 268

m 62-67 move 24
 horns level on 1
 m 68-9 hold 8
 horns flash to box on 1
 horns flash to box center on 5



Director Viewpoint

Licensed to: Victor Neves
 Created on Pyware 3D.