

Drill: Troup 2010-1 Can't Help Falling In Love.3dj

Set #2 Count: 24

m 1-6 move 24

Director Viewpoint

Drill: Troup 2010-1 Can't Help Falling In Love.3dj

Set #3 Count: 32

m 7-8 move 8
 m 9 hold 4
 lunge left on 1
 horns to endzone with lunge
 drag back on 2-4


The grid contains musical notation for a drill. The columns are numbered 1 through 32 at the top. The rows are numbered 15 through 1 at the bottom. The notation includes various symbols such as circles with dots, circles with crosses, and circles with horizontal lines, along with arrows and dots indicating movement directions. The notation is arranged in a pattern that suggests a sequence of movements across the grid.

Director Viewpoint

Drill: Troup 2010-1 Can't Help Falling In Love.3dj

Set #4 Count: 52

m 10-13 move 16
 focus front, arrows show follow
 horns flash to box level on 1
 stand tall and walk proud!




Director Viewpoint

Licensed to: Victor Neves
 Created on Pyware 3D.

in 14-19 move 24, focus front horns level on 1


DRILL CLEANING RULE
 Where conflicts exist, the person marching backwards has the right of way. In this move, horns are moving forward and must curve paths evenly to avoid getting hit by a flag.



Director Viewpoint


m 20-24 move 24
 m 26-29 hold 9
 horn to box center on 1
 foot out, bend knees, lean back on 1

DRILL CLEANING RULE
 Unless otherwise noted, "foot out" means left foot
 to shoulder width, as if at parade rest.




Director Viewpoint

Burning Love / C.C. Rider
transition page



Director Viewpoint

m 1-4 all but guard hold 16
guard moves 16




Director Viewpoint

Drill: Troop 2010-2 Burning Love and C.C. Rider


Set #3 Count: 32

m 5-8 move 16
m 9-12 hold 16




Director Viewpoint

m 13-20 move 32
m 21-28 hold 32
4 count turn to direction of next move 29-32



Director Viewpoint

m 29-34 move 24
counts 1-16 face direction of move
pivot to focus front (if needed) on 17




Director Viewpoint

Drill: Troup 2010-2 Burning Love and C.C. Rider


Set #7 Count: 176

m 38--34 move 28
 guard crosses through on 12
 big visual impact from flags on 16
 m 35-39 hold 20
 horns flash to box on 1
 "band bow" on 11
 horn down
 bend at waist
 twist elbow to solar plexus
 swing it back up and jam!

Add foot out on 1, in on 12, mark time 13-20
 when horn flash and bow are learned.



Director Viewpoint

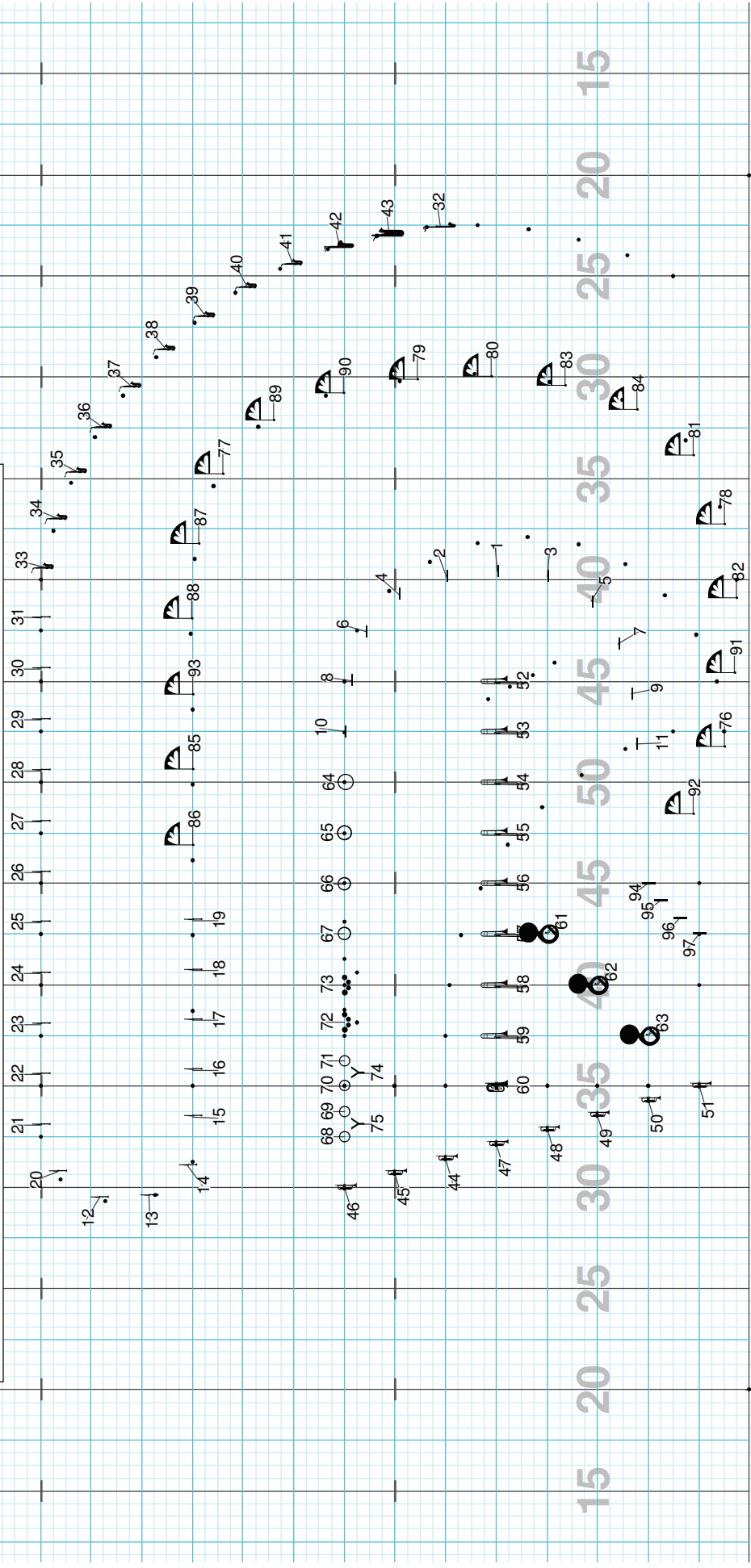


Director Viewpoint

Drill: Troup 2010-2 Burning Love and C.C. Rider

Set #9 Count: 256


m 62-64 move 12 very large steps - crouch walk if needed
m 65-75 hold 44 - drag turn front on 1-4; foot out, bend knees, horns to box, lean back and boogie on 5, back to attention on 4



Director Viewpoint

Licensed to: Victor Neves
Created on Pyware 3D.

m 76-80 move 20
m 81-85 hold 17; drag turn to face front on 1-4, drag horns to box level on 5-8; drag to box center on 9-12; foot out, bend knees lean back and blow on 13.



Director Viewpoint

Drill: Hound Dog - Love Me Tender - Jailhouse Rock

Set #1 Count: 0

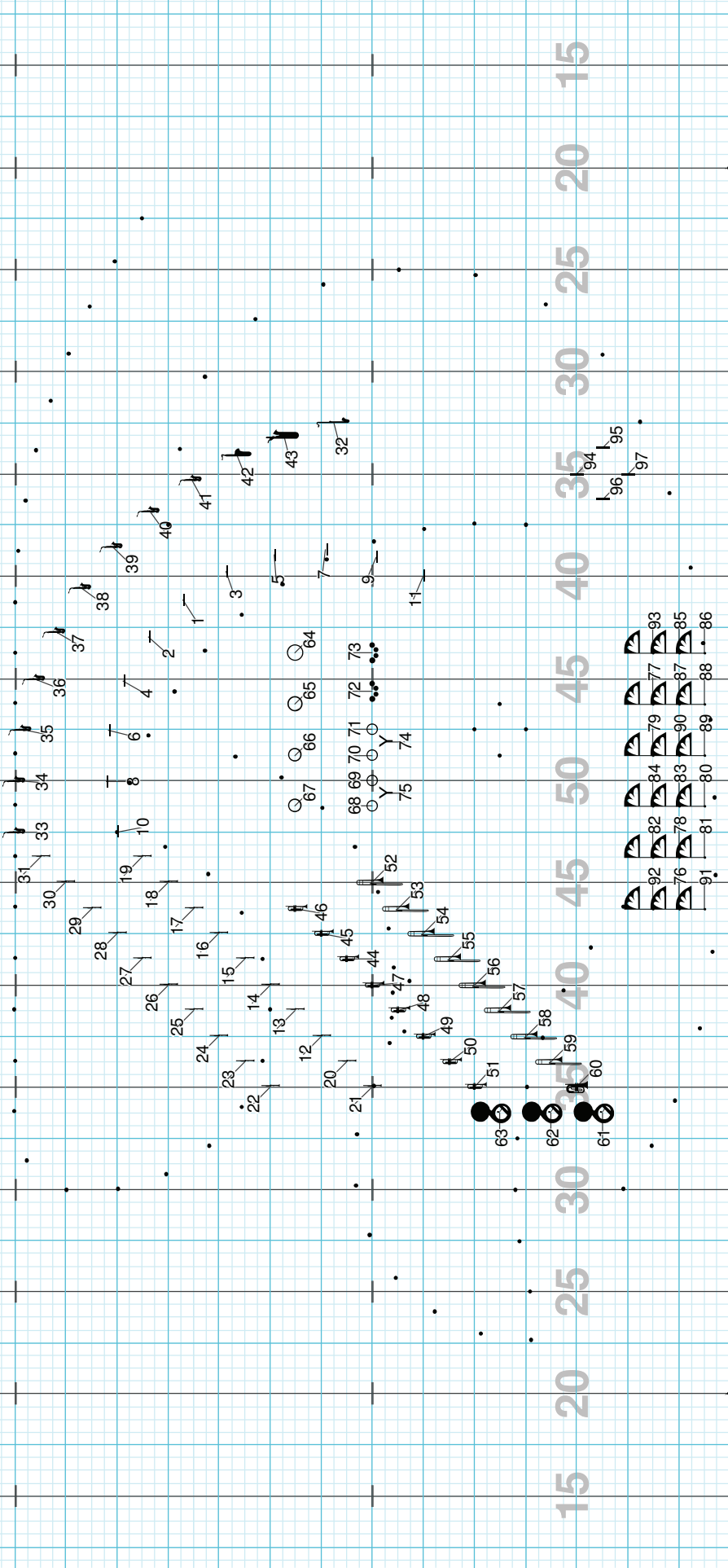
Hound Dog Medley
transition page

Director Viewpoint

Drill: Hound Dog - Love Me Tender - Jailhouse Rock

Set #2 Count: 28

m 1-7 move 28




Director Viewpoint

Drill: Hound Dog - Love Me Tender - Jailhouse Rock

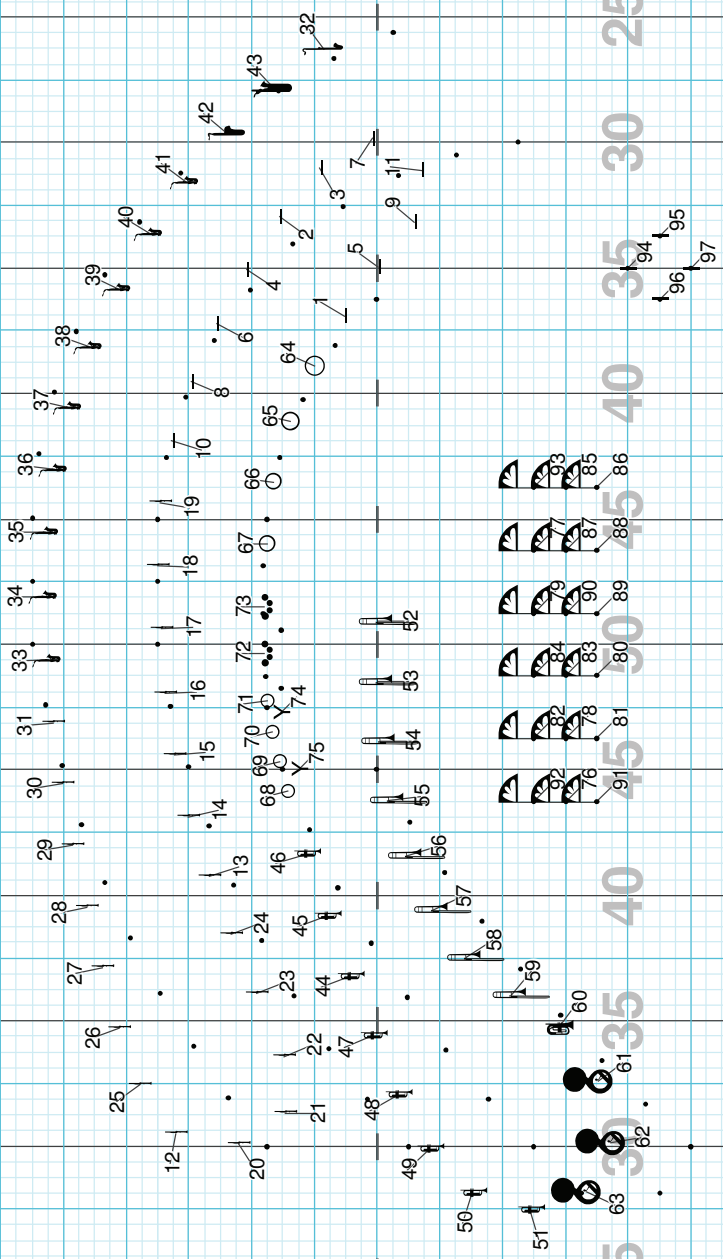
Set #3 Count: 39

m 8-10 hold 11
guard runs to dance formation
m 11-20 hold 40



Director Viewpoint

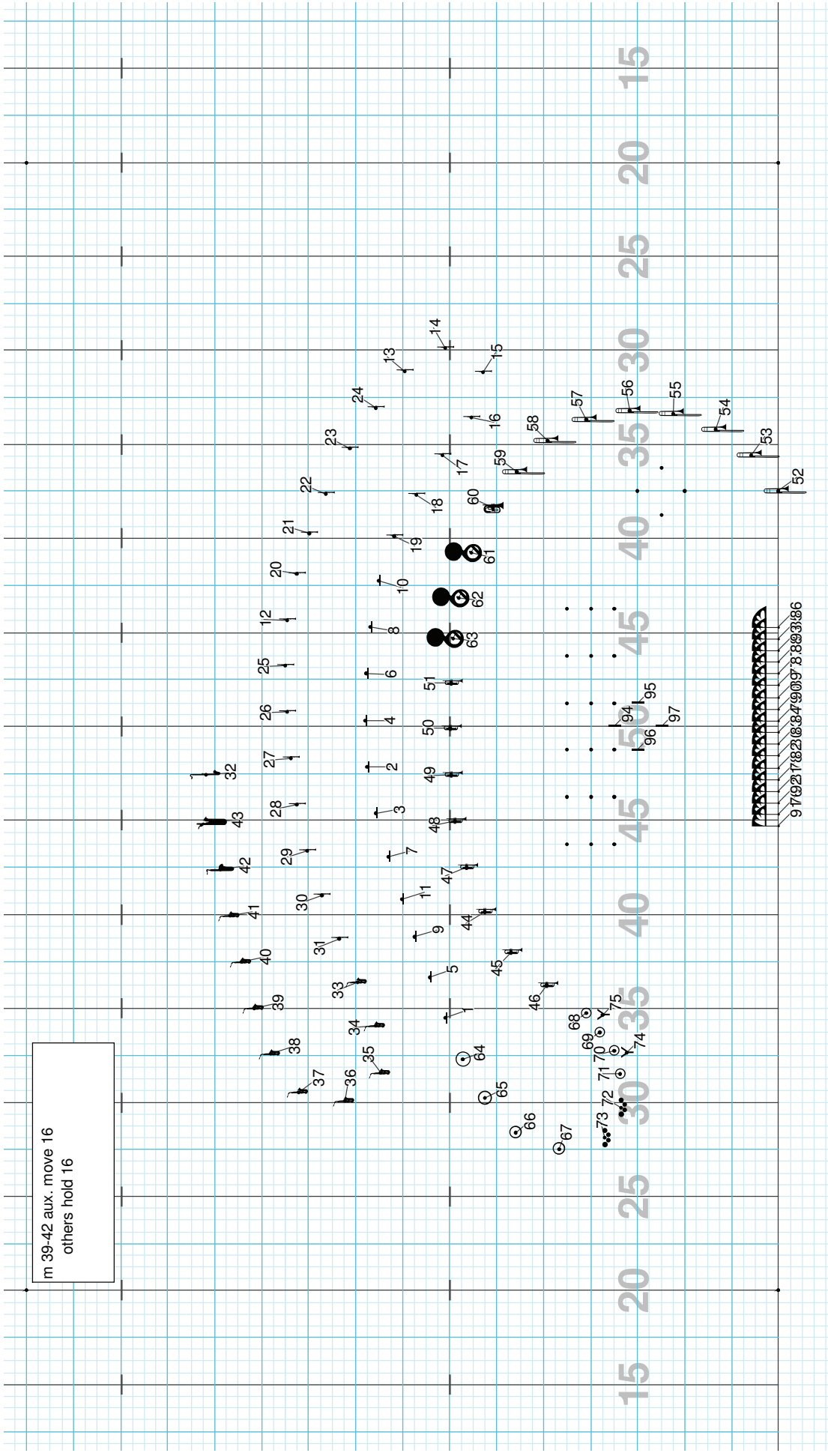
m 21-24 move 16



15 20 25 30 35 40 45 50 55 60 65 70 75 80 85 90 95

Director Viewpoint

m 39-42 aux. move 16
others hold 16



Director Viewpoint

Drill: Hound Dog - Love Me Tender - Jailhouse Rock

Set #7 Count: 197

m 43-49 hold 29
flags run on at random curving around twirlers




Director Viewpoint

Drill: Hound Dog - Love Me Tender - Jailhouse Rock

Set #8 Count: 213

m 50-53 move 16
m 54-57 hold 16
horns swing down to one hand
and back on 1-4



15 20 25 30 35 40 45 50 55 60 65 70 75 80 85 90 95

Director Viewpoint

1 2 3 4 5 6 7 8 9 10 11 12 13 14 15 16 17 18 19 20 21 22 23 24 25 26 27 28 29 30 31 32 33 34 35 36 37 38 39 40 41 42 43 44 45 46 47 48 49 50 51 52 53 54 55 56 57 58 59 60 61 62 63 64 65 66 67 68 69 70 71 72 73 74 75 76 77 78 79 80 81 82 83 84 85 86 87 88 89 90 91 92 93 94 95 96 97


m 58-65 move 32
guard faces direction of travel and curves
path to avoid collisions.
m 66-71 hold 24
foot out on 1, Elvis Knee on 2 and 4
foot in on 24

Director Viewpoint

Drill: Hound Dog - Love Me Tender - Jailhouse Rock

Set #10 Count: 303

m 72-76 move 18
m 77-84 hold 32
foot out + horn flash on 1
swing style horn moves



Director Viewpoint

m 85-88 move 16
horns level on 1
m 89-92 hold 14
AB lunge + horns to box on 9

Director Viewpoint

Drill: Troup 2010-4 Can't Help Falling In Love Closer

Set #1 Count: 0

CAN'T HELP FALLING IN LOVE - CLOSER - transition page


The musical score is written on a grid with 15 measures per line. The notes and rests are as follows:

Measure	Notes
1	36, 37, 38, 39, 40, 41, 42, 43, 44
2	35, 34, 33, 31, 29, 27, 25, 20, 12, 21
3	1, 5, 9, 11, 7, 3, 67, 66, 65, 64, 73, 72, 71, 70, 69, 68, 74, 75, 76, 78, 83, 91, 80
4	84, 82, 92, 86, 88, 89, 85, 79, 77, 90, 93, 46, 45, 48, 50, 54, 52
5	87, 80, 47, 49, 51, 60, 58, 62, 63, 61, 55, 53, 57, 59
6	86, 88, 89, 56, 54, 55, 53, 57, 59
7	86, 88, 89, 56, 54, 55, 53, 57, 59
8	86, 88, 89, 56, 54, 55, 53, 57, 59
9	86, 88, 89, 56, 54, 55, 53, 57, 59
10	86, 88, 89, 56, 54, 55, 53, 57, 59
11	86, 88, 89, 56, 54, 55, 53, 57, 59
12	86, 88, 89, 56, 54, 55, 53, 57, 59
13	86, 88, 89, 56, 54, 55, 53, 57, 59
14	86, 88, 89, 56, 54, 55, 53, 57, 59
15	86, 88, 89, 56, 54, 55, 53, 57, 59

Director Viewpoint

Drill: Troup 2010-4 Can't Help Falling In Love Closer


Set #2 Count: 32



Director Viewpoint

Drill: Troup 2010-4 Can't Help Falling In Love Closer

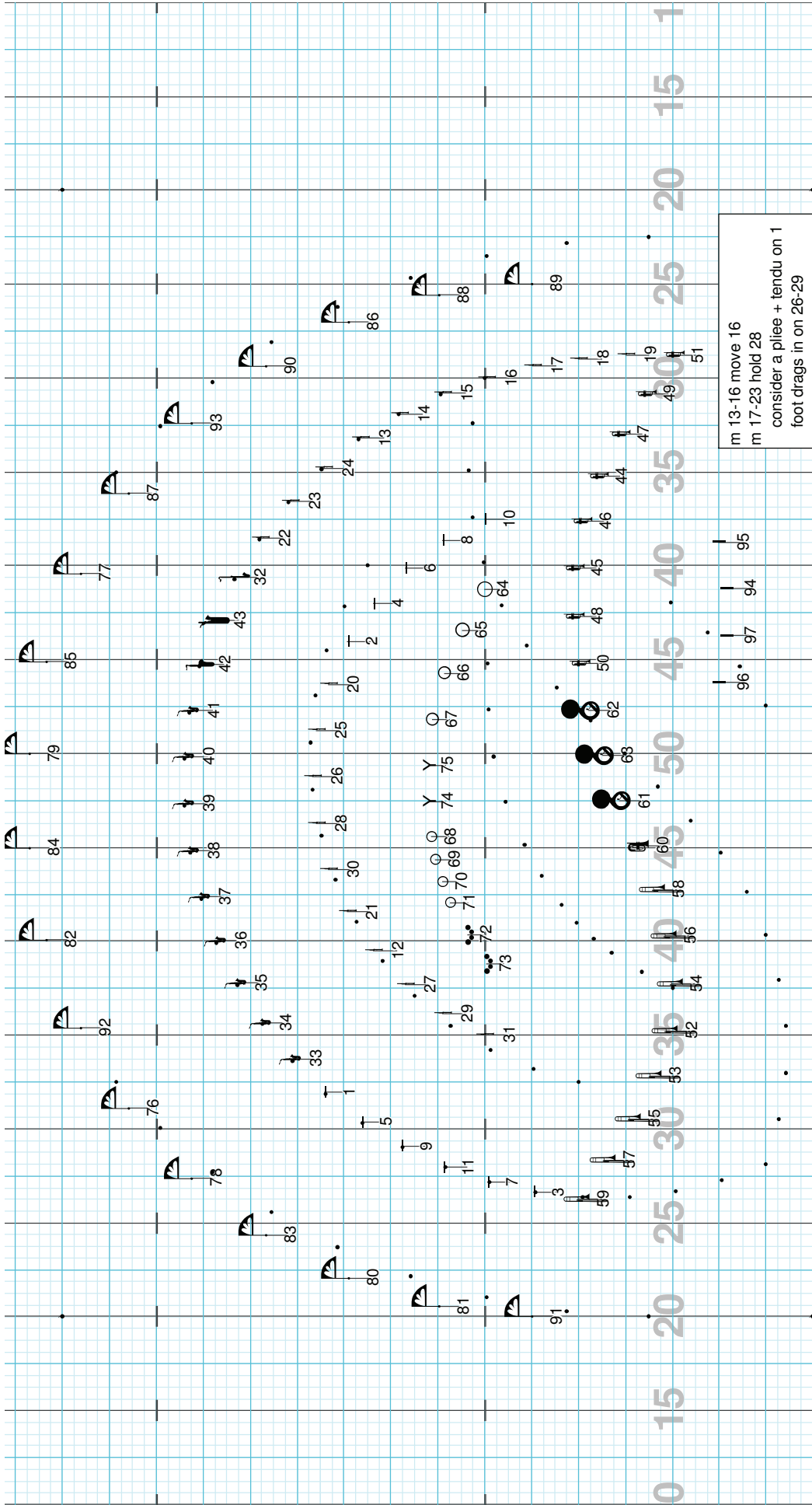
Set #3 Count: 48



Director Viewpoint

Drill: Troup 2010-4 Can't Help Falling In Love Closer

Set #4 Count: 64



Director Viewpoint

Drill: Troup 2010-4 Can't Help Falling In Love Closer

Set #5 Count: 108

Director Viewpoint

Drill: Troup 2010-4 Can't Help Falling In Love Closer

Set #6 Count: 148

m 34-37 move 16 horns to level on count 1

Director Viewpoint

Director Viewpoint


m 38-41 move 16
horns to box level on 1

Director Viewpoint

Drill: Troup 2010-4 Can't Help Falling In Love Closer

Set #8 Count: 172

m 42-43 move 8
 m 44-45 hold 8
 foot out on 1
 horns to box center on 5



Director Viewpoint