

A 30x30 grid with a starting line box on the left side. The grid has vertical lines every 5 units and horizontal lines every 5 units. A box labeled "starting line" is positioned on the left side, spanning from the 10th to the 20th horizontal line. The grid contains several numbered drill paths, each consisting of a series of connected circles. The paths are numbered 1 through 115. The paths are arranged in a roughly rectangular shape in the center of the grid, with some paths branching out. The paths are numbered as follows:

- 107: 15, 23, 26, 16, 24, 25
- 106: 13, 21, 28, 14, 22, 27, 43, 51, 42, 50, 41, 40, 67, 55, 66, 54, 65, 53
- 105: 11, 19, 30, 12, 20, 29
- 104: 9, 17, 32, 78, 34, 81, 36, 114
- 103: 7, 15, 24, 33, 42, 51, 60, 69, 78, 87, 96, 105, 112
- 102: 5, 13, 22, 31, 40, 49, 58, 67, 76, 85, 94, 103, 110
- 101: 3, 11, 20, 29, 38, 47, 56, 65, 74, 83, 92, 101, 108
- 100: 1, 9, 18, 27, 36, 45, 54, 63, 72, 81, 90, 99, 108, 115

Director Viewpoint

m1-4 move 16

Director Viewpoint

m 5-7 move 12  
m 8-10 hold 12

107 106 105 104 103 102 101 100

108 109 110 111 112 113 114 115

Director Viewpoint

m 11-18 move 32  
mesh lines in first four counts  
m 19-24 hold 24

Director Viewpoint







Drill: Wapak 2005-1-A Together/Lightnin'

m 55-56 move 8  
m 57-60 hold 16

Director Viewpoint



m 61-68 move 32

m 69-70 foot out ripple  
begin on side 2 at 25 yard line  
10 yards of line per count (5 per half count)  
pick up second line when trumpet ripple  
reaches flags.

hold to end of song

15 20 25 30 35 40 45 50 55 60 65 70 75 80 85 90 95 100 105 110 115

1 2 3 4 5 6 7 8 9 10 11 12 13 14 15 16 17 18 19 20 21 22 23 24 25 26 27 28 29 30 31 32 33 34 35 36 37 38 39 40 41 42 43 44 45 46 47 48 49 50 51 52 53 54 55 56 57 58 59 60 61 62 63 64 65 66 67 68 69 70 71 72 73 74 75 76 77 78 79 80 81 82 83 84 85 86 87 88 89 90 91 92 93 94 95 96 97 98 99 100 101 102 103 104 105 106 107 108 109 110 111 112 113 114 115

Director Viewpoint

transition page

0 5 10 15 20 25 30 35 0 5 10 15 20 25 30 35 0 5 10 15 20 25 30 35 0 5 10 15 20 25 30 35

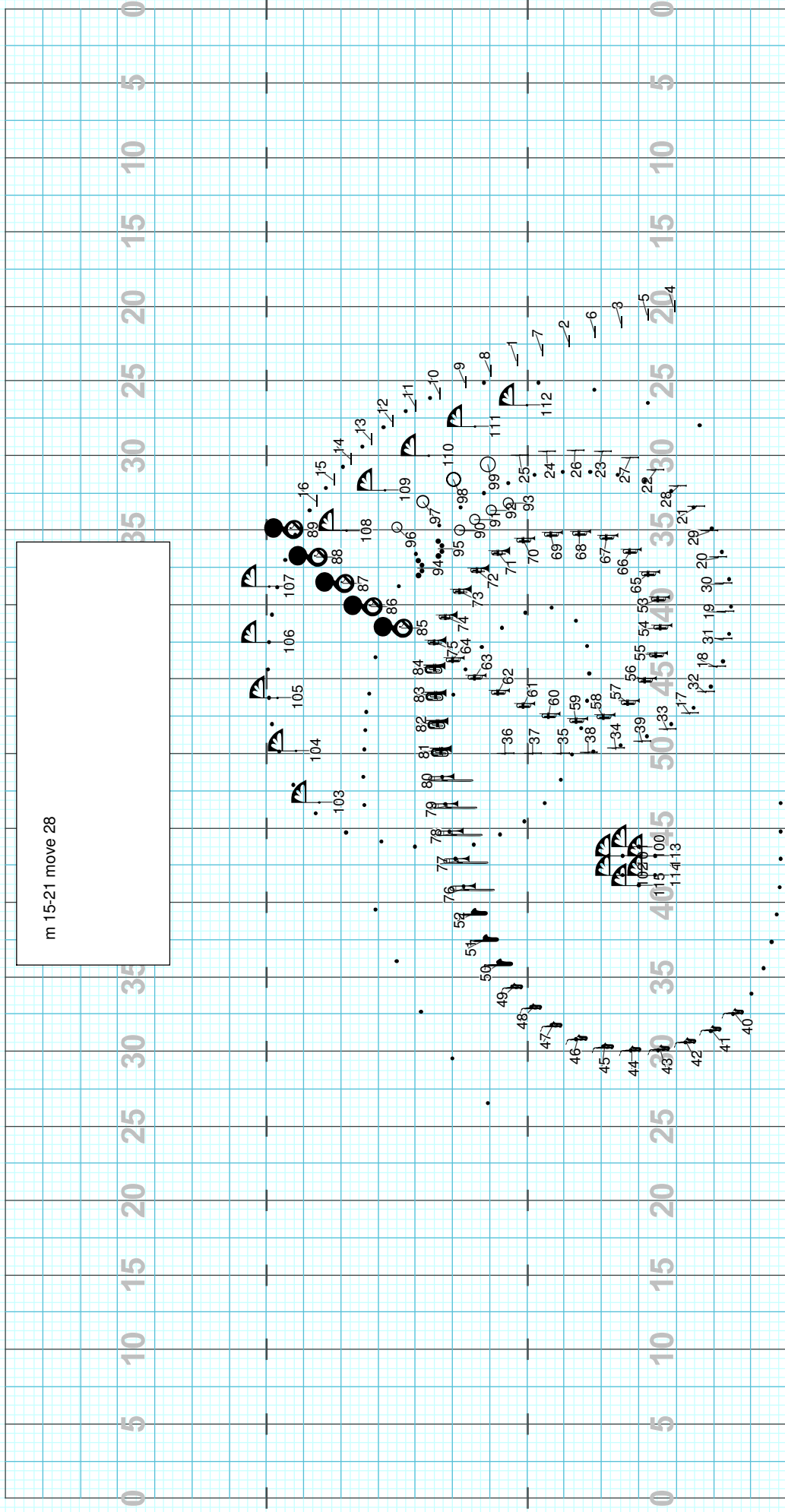
Director Viewpoint

The grid contains a sequence of moves and symbols, numbered 1 through 112. The moves are arranged in a roughly circular pattern. A white box on the left side of the grid contains the following text:


m 1-5 move 20  
m 6-14 hold 34

The moves are represented by various symbols including circles, triangles, and lines, often with numbers next to them. The grid is overlaid on a light blue grid.


Director Viewpoint



Director: Viewpoint




Director Viewpoint




intermediate set to show percussion/guard routing

Director Viewpoint



m 22-31 (repeat) move 32

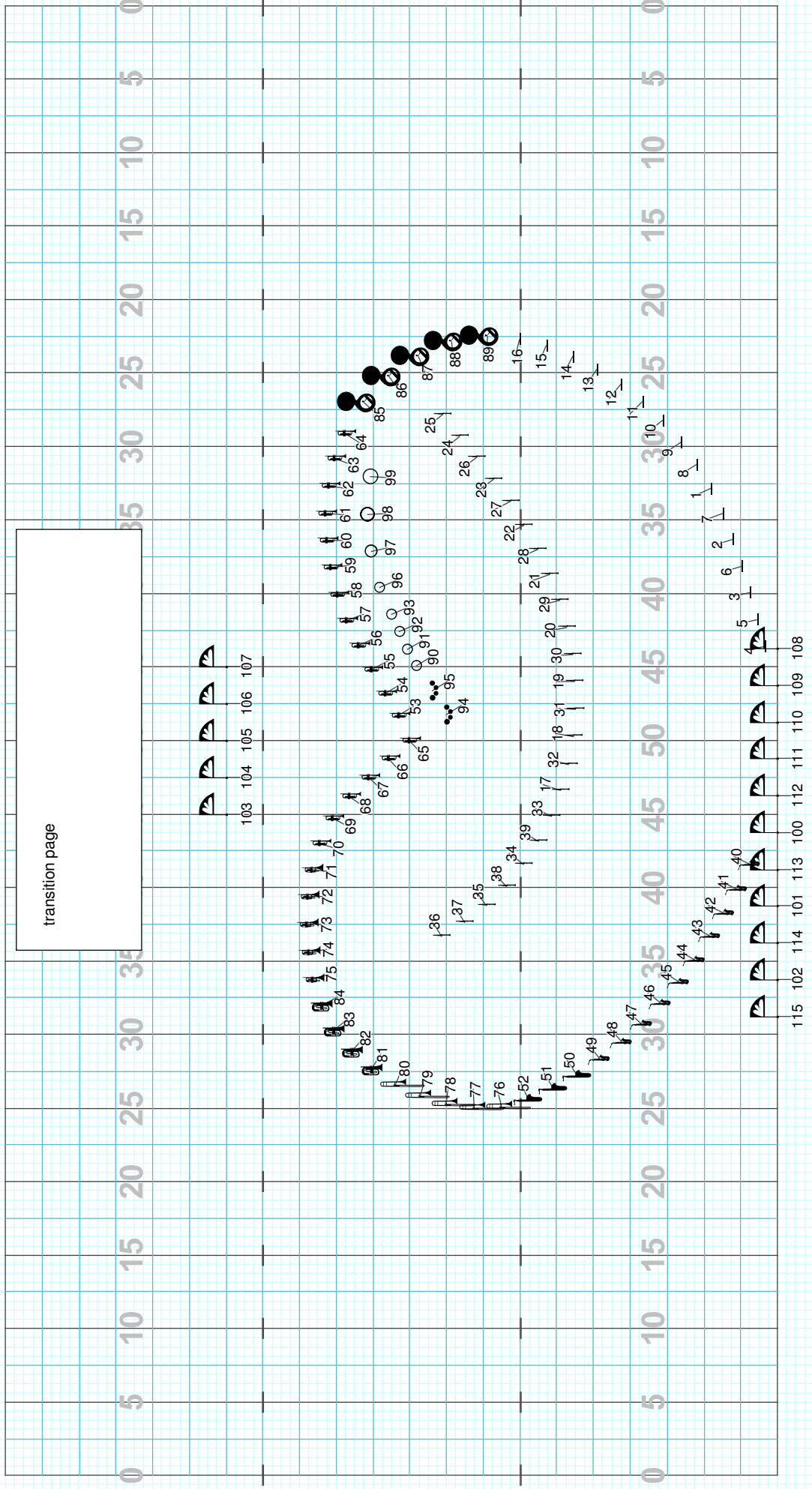
Director Viewpoint




m 32-34 move 12  
m 35-38 hold 11

Director Viewpoint






Director Viewpoint



Director Viewpoint

m 25-34 (first time) move 20


m 35-36 hold 4



Director: Viewpoint

m 37--40 move 8

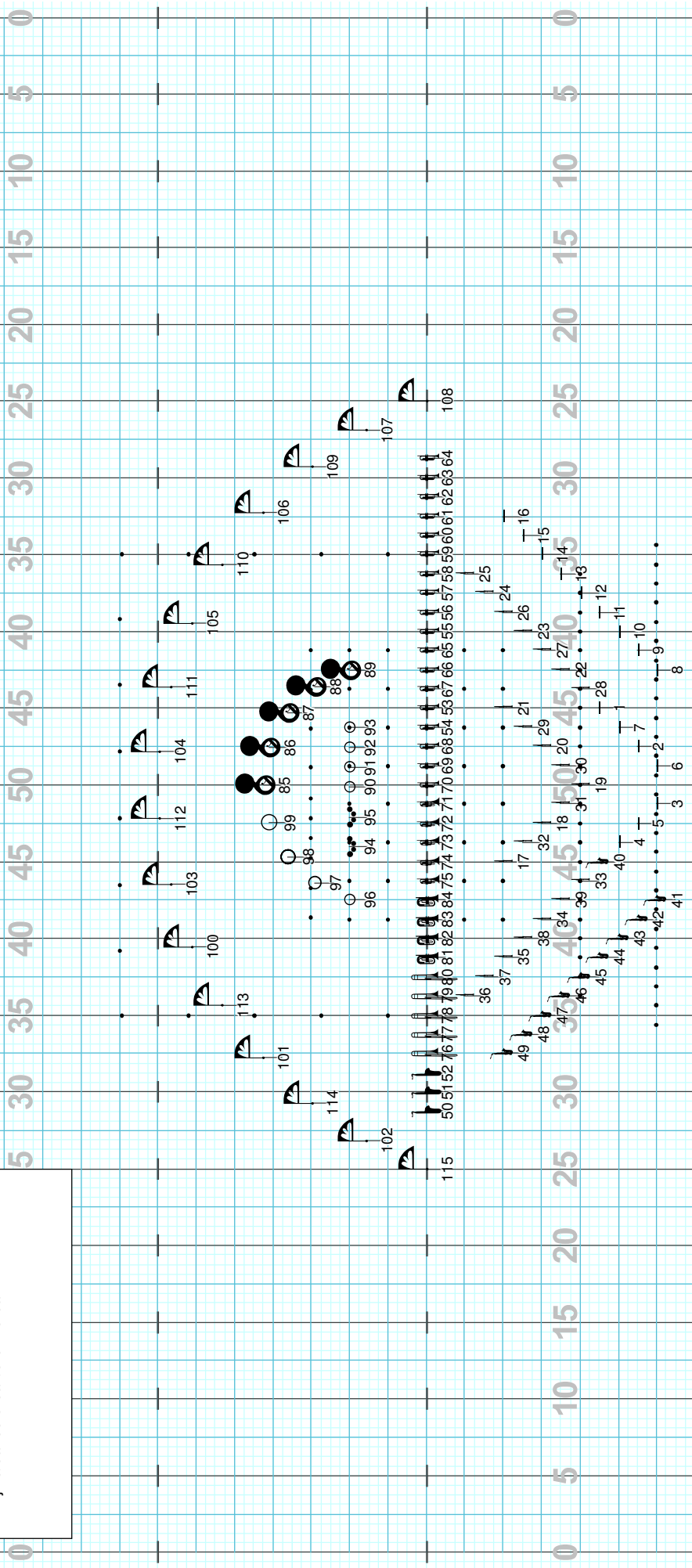
m 41-48 hold 16



Director: Viewpoint

m 25 (second time) move 32

m 57-58 hold for repeat and hand  
jive/dance break/drum break




Director: Viewpoint

m 59-74 move 32  
m 75-90 hold 32  
m 91-102 dance 24  
m 103-106 hold 8

0 5 10 15 20 25 30 35 40 45 50 55 60 65 70 75 80 85 90 95 100 105 110 115 120 125 130 135 140 145 150 155 160 165 170 176


Director: Viewpoint

m 107 move 16



Director: Viewpoint

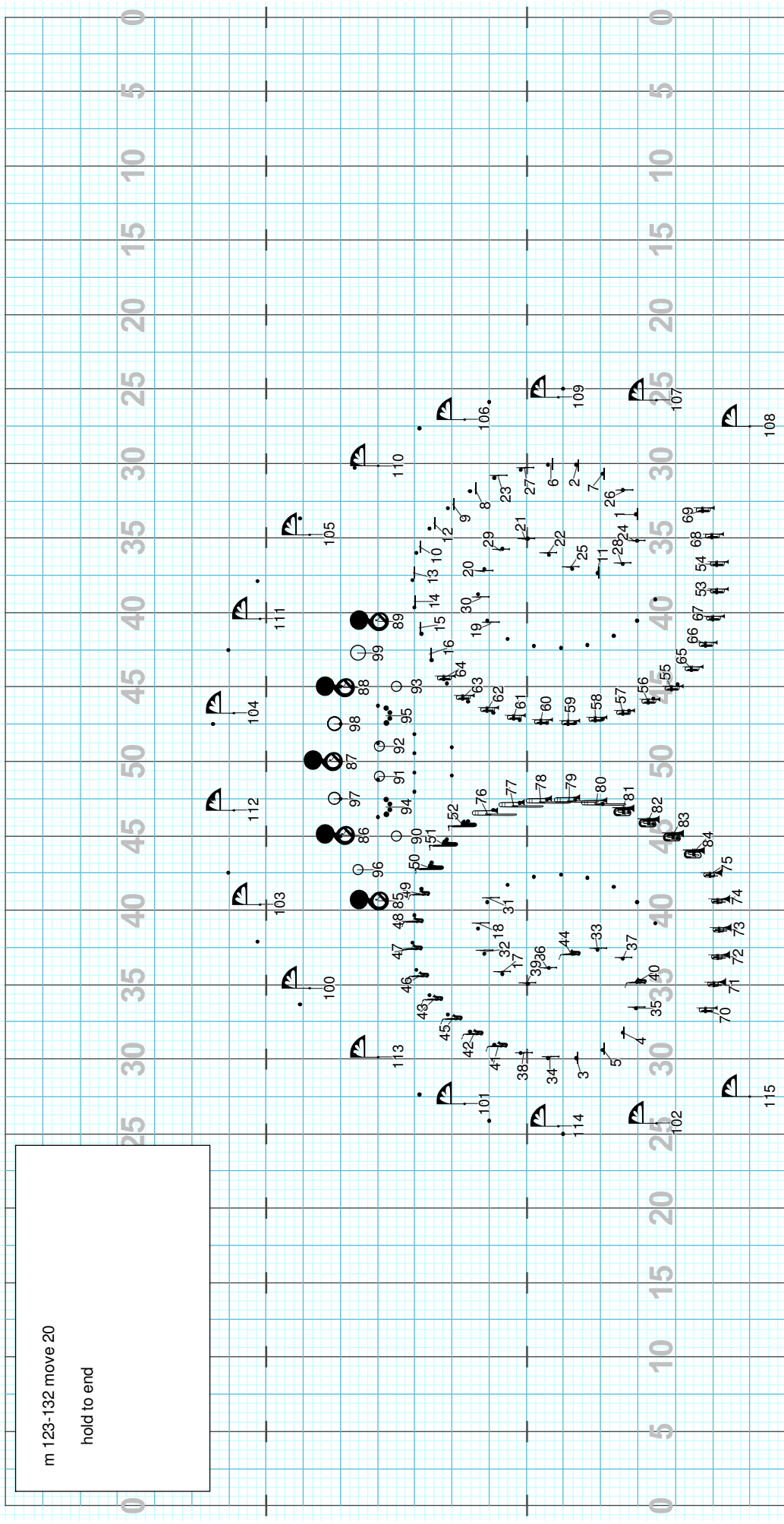
m 115-122 move 32



Director: Viewpoint



m 123-132 move 20  
hold to end



Director: Viewpoint