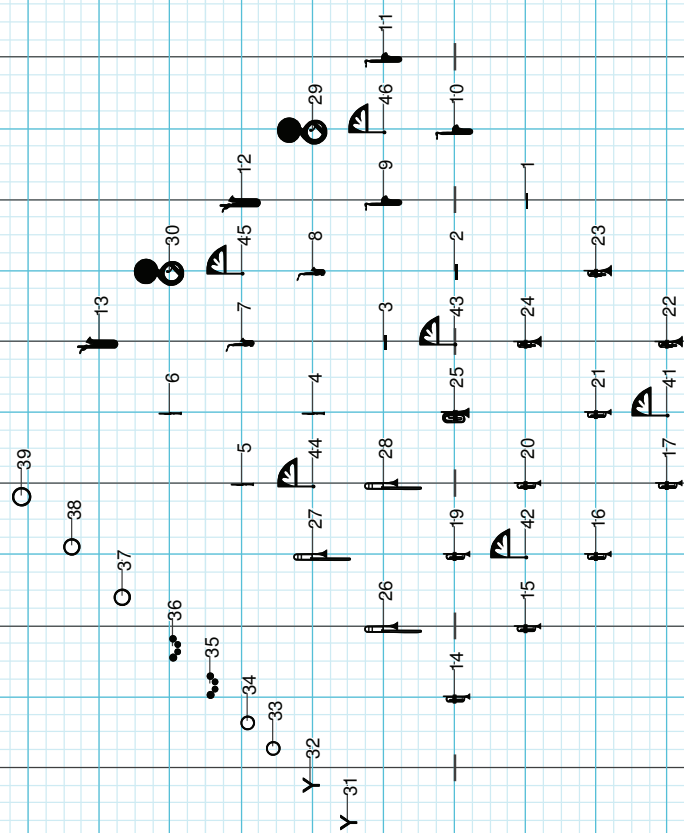


KINGDOM HEARTS  
starting line



20 25 30 35 40 45 50 55 60

Drill: Colony 2010-1 Kingdom Hearts

Set #2 Count: 36

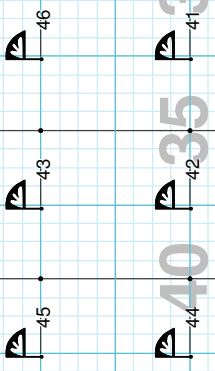
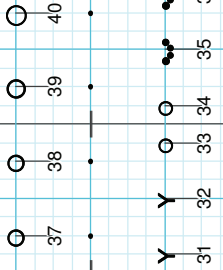
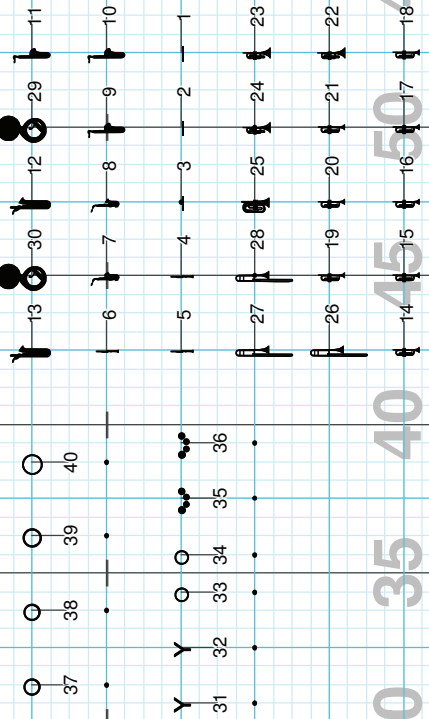
ALL COUNTS IN 8TH NOTES unless marked as quarters

m 1 Mark Time 8  
m 2-5 Move 32  
m 6 Hold 8

20 25 30 35 40 45 50 45 40 35 30 25 20

Director Viewpoint

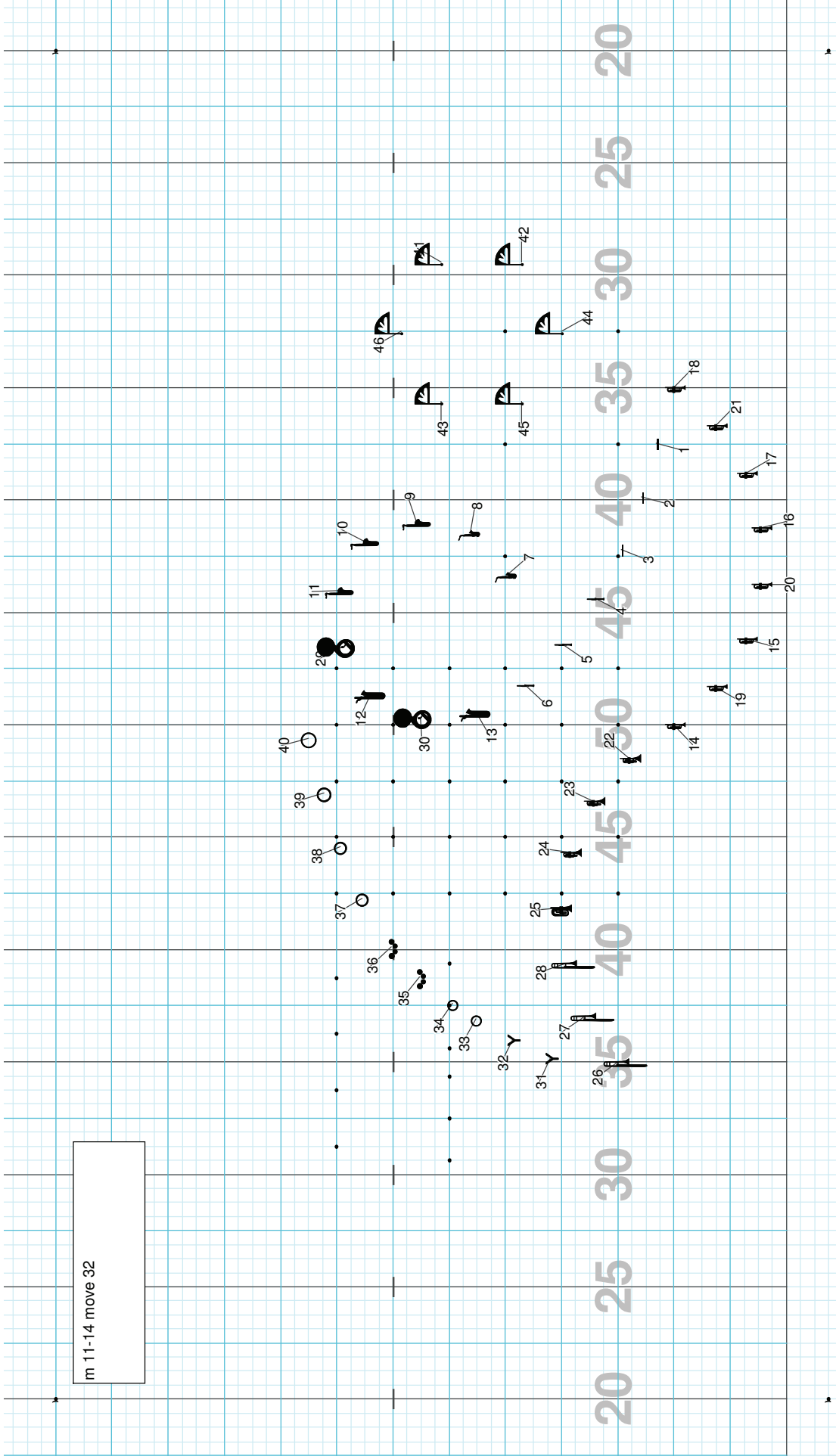
m 7-9 move 24  
m 10 hold 8



20 25 30 35 40 45 50 55 60 65 70

Director Viewpoint

m 11-14 move 32




Director Viewpoint

Drill: Colony 2010-1 Kingdom Hearts


Set #5 Count: 136

m 15-18 move 28, hold 4



Director Viewpoint

m 19-20 move 16

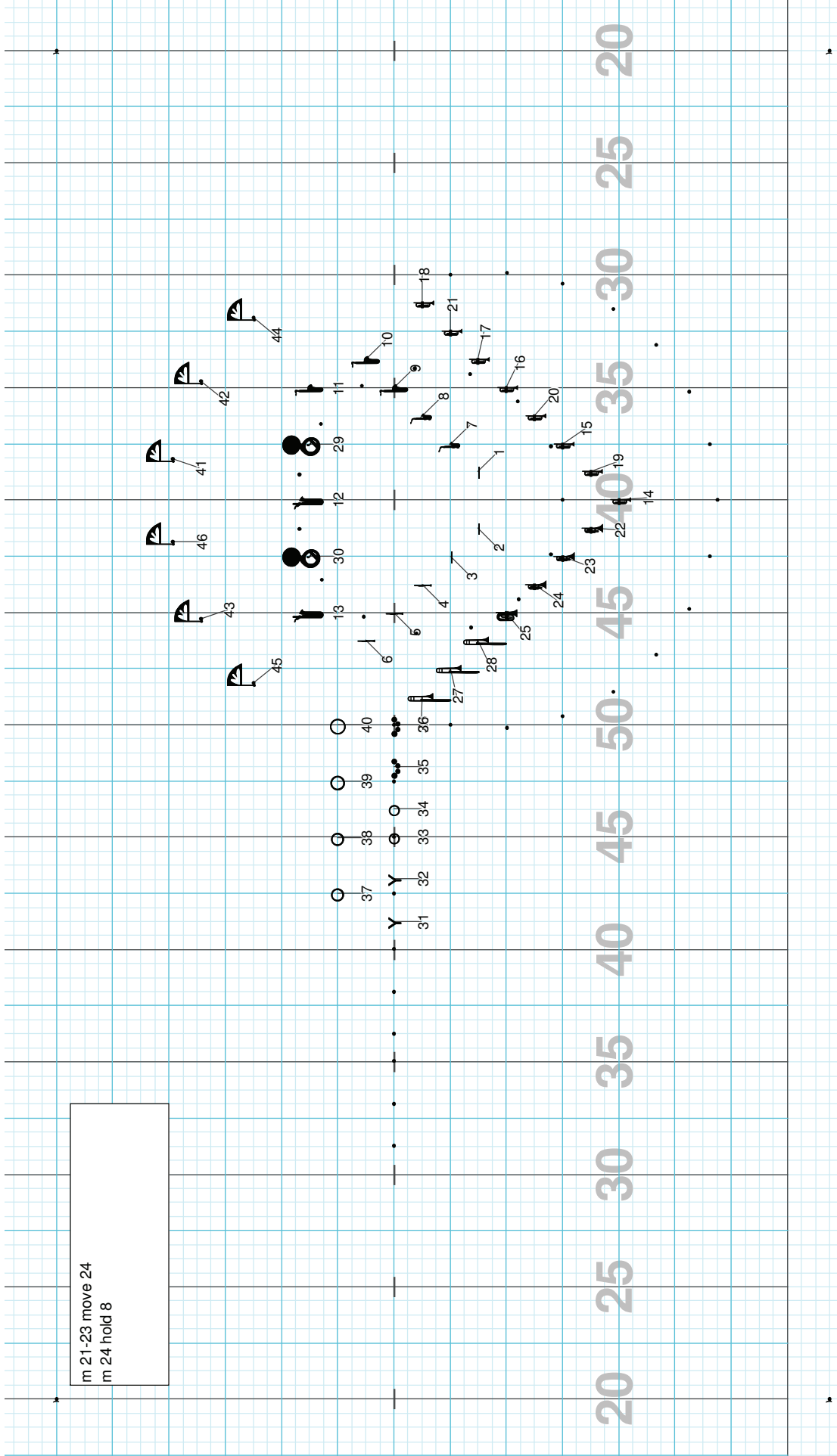


Director Viewpoint

Drill: Colony 2010-1 Kingdom Hearts

Set #7 Count: 180

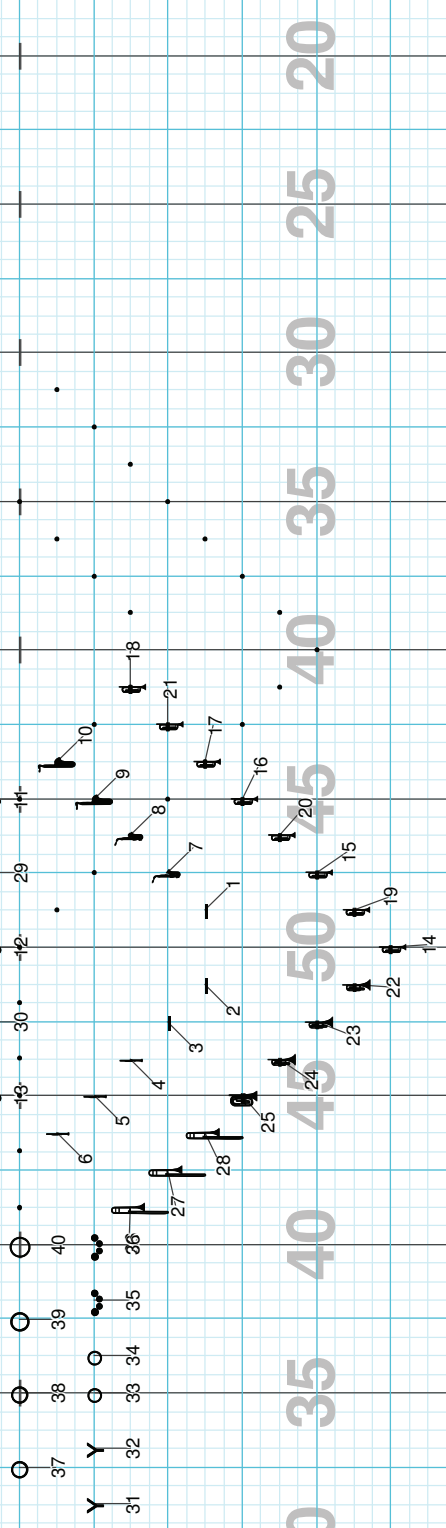
m 21-23 move 24  
m 24 hold 8



Director Viewpoint

Licensed to: Victor Neves  
Created on Pyware 3D.

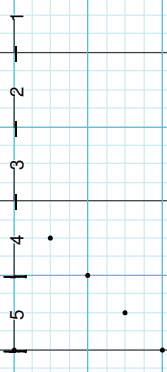
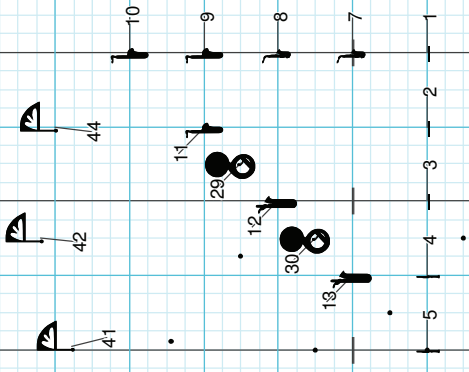
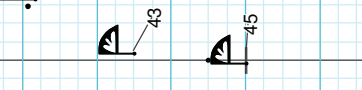
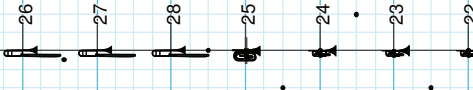
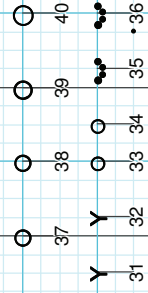
m 25-26 move 16  
m 27-28 hold 16



20 25 30 35 40 45 50 55 60 65 70 75 80 85 90 95 100 105 110 115 120

Director Viewpoint


m 29-32 move 32  
m 33 hold 4



20 25 30 35 40 45 50 55 60 65 70 75 80 85 90 95 100

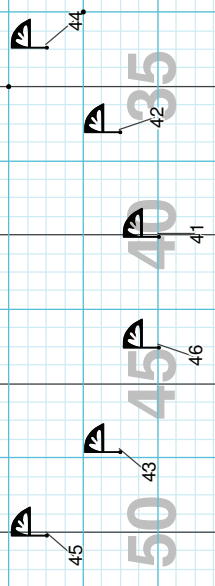
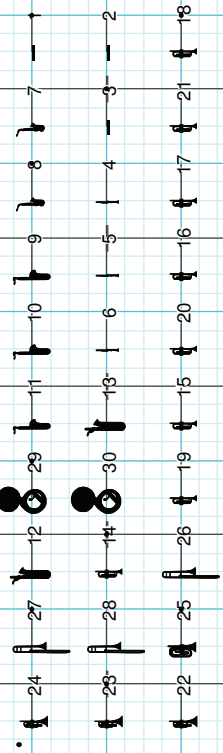
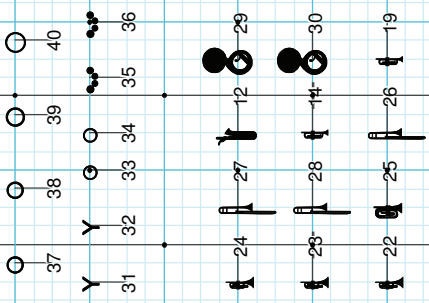
Director Viewpoint

m 34-37 move 32  
m 38 hold 8



Director Viewpoint

m 39-41 move 24  
m 42-43 hold 16  
horns to box level on 1



20 25 30 35 40 45 50 55 60 65 70 75 80 85 90 95 100

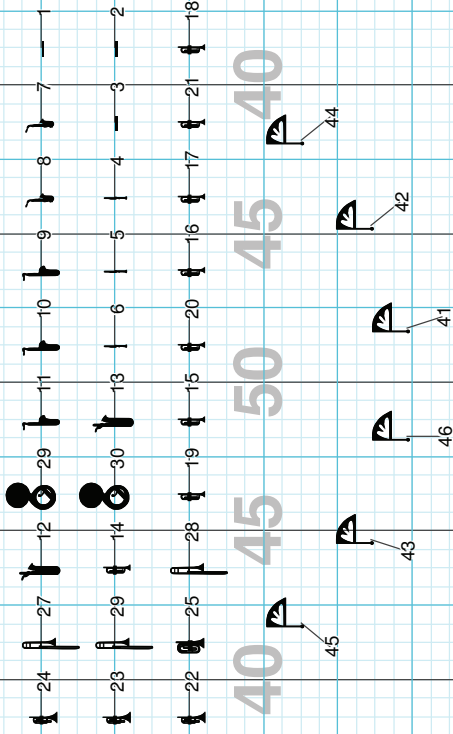
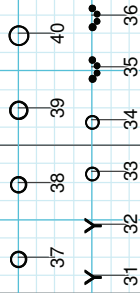
Director Viewpoint

m 44-45 move 16  
 horns and drums step quarter notes  
 m 46-47 hold 9  
 foot out on 1  
 horns to box center on 1

20 25 30 35 40 45 50 55 60 65 70 75 80 85 90 95 100

Director Viewpoint

HALO THEME  
transition page



20 25 30 35 40 45 50 55 60 65 70 75 80 85 90 95 100

Director Viewpoint


Drill: Colony 2010-2 Halo

Set #2 Count: 38

m 1-7 count 2 - hold 26  
if singing, open mouth as wide as possible  
m 7count 3-4 - move 12

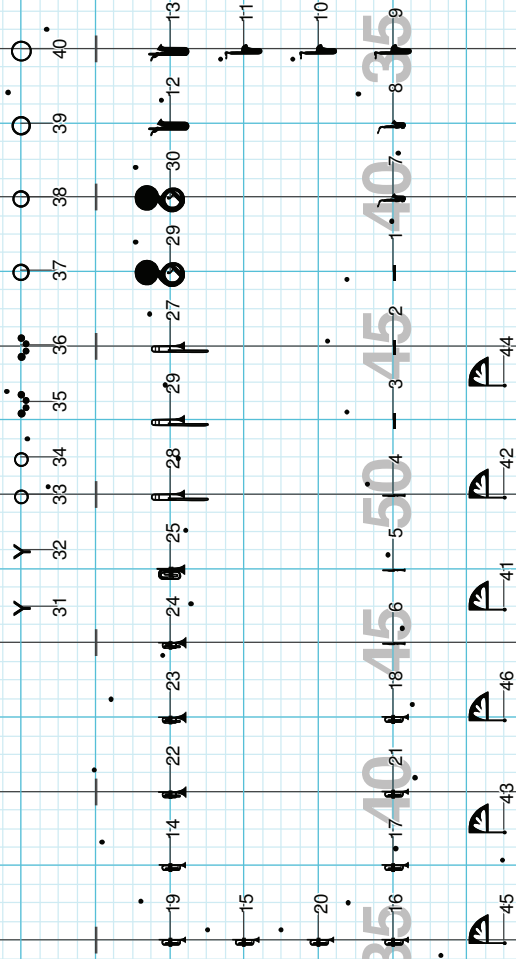
Director Viewpoint

m 10-m15 count 2 - move 22  
m 15 count 3-19 - hold 16  
horns drag to box level on 13-16



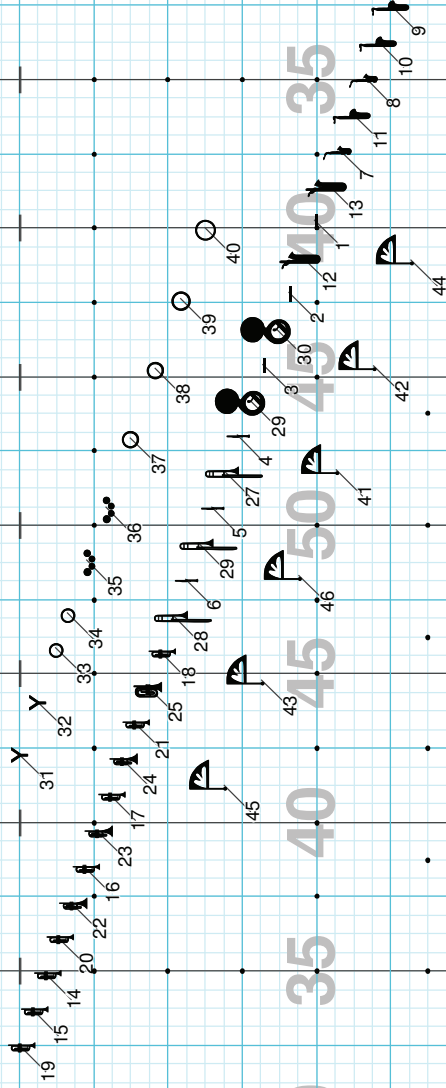
Director Viewpoint

m 20-21 move 8  
dancers face direction of travel and avoid horn



Director Viewpoint


m 22-25 move 16




Director Viewpoint








Director Viewpoint



Director Viewpoint



Director Viewpoint

m 44-45 move 8

Y 31 32 33 34 35 36 37 38 39 40

1 2 3 4 5 6 7 8 9 10 11 12 13 14 15 16 17 18 19 20 21 22 23 24 25 26 27 28 29 30

43 44 45 46

15 20 25 30 35 40 45 50

Director Viewpoint


The grid contains the following numbered points and symbols:

- 31: Y
- 32: Y
- 33: O
- 34: O
- 35: O
- 36: O
- 37: O
- 38: O
- 39: O
- 40: O
- 17: |
- 18: |
- 19: |
- 20: |
- 21: |
- 22: |
- 23: |
- 24: |
- 25: |
- 26: |
- 27: |
- 28: |
- 29: |
- 30: |
- 31: |
- 32: |
- 33: |
- 34: |
- 35: |
- 36: |
- 37: |
- 38: |
- 39: |
- 40: |
- 1: |
- 2: |
- 3: |
- 4: |
- 5: |
- 6: |
- 7: |
- 8: |
- 9: |
- 10: |
- 11: |
- 12: |
- 13: |
- 14: |
- 15: |
- 16: |
- 43: ▽
- 41: ▽
- 42: ▽
- 44: ▽
- 46: ▽
- 45: ▽

Box text:  
m 46-47 move 16  
m 48-49 hold 8

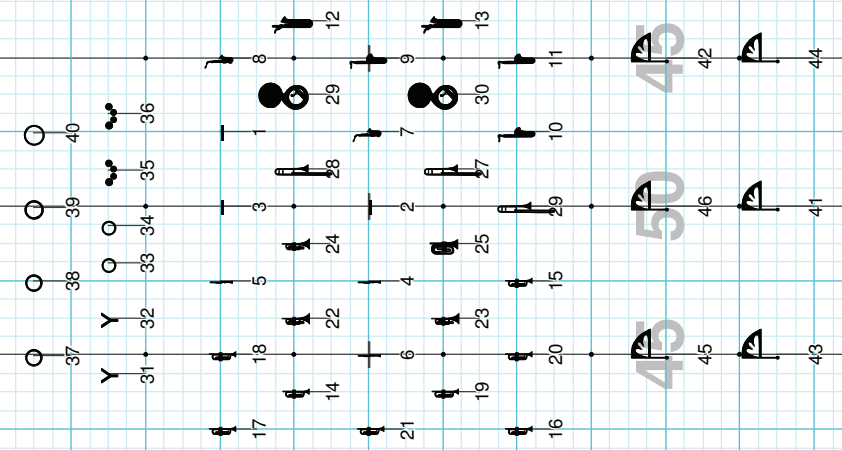
Director Viewpoint

Director Viewpoint



Director Viewpoint

m 54-57 move 16  
m 58-59 hold 8  
horns flash to drum major on 2, hold 3-4  
horns drag to front on 5-8  
m 60-61 hold 5  
foot out, horns to box on 1



20 25 30 35 40 45 50 55 60 65 70 75 80 85 90 95 100

Director Viewpoint

transition page

37 ○  
38 ○  
39 ○  
40 ○  
31 Y  
32 ○  
33 ○  
34 ○  
35 ○  
36 ○  
17 18 19 20 21 22 23 24 25 26 27 28 29 30  
8 9 10 11 12 13  
4 5 6 7

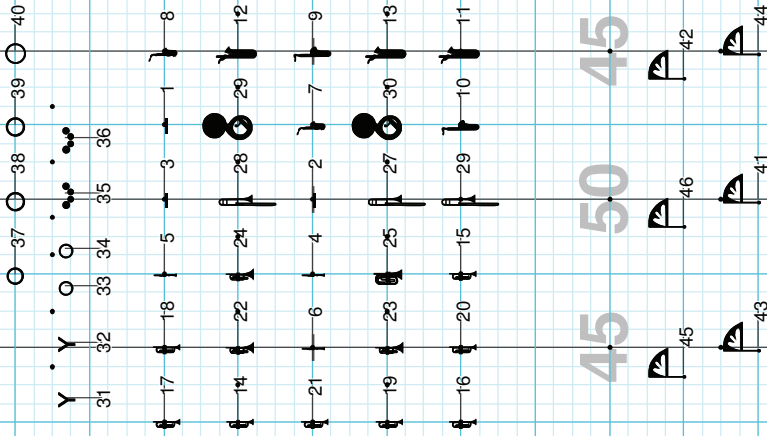
20 25 30 35 40 45 50 55 60 65 70 75 80 85 90 95 100

Director Viewpoint

Drill: Colony 2010-3 Bounty Hunter

Set #2 Count: 4

Im 1 move 4  
charted for horns only




20 25 30 35 40 45 50 55 60 65 70

Director Viewpoint

Drill: Colony 2010-3 Bounty Hunter

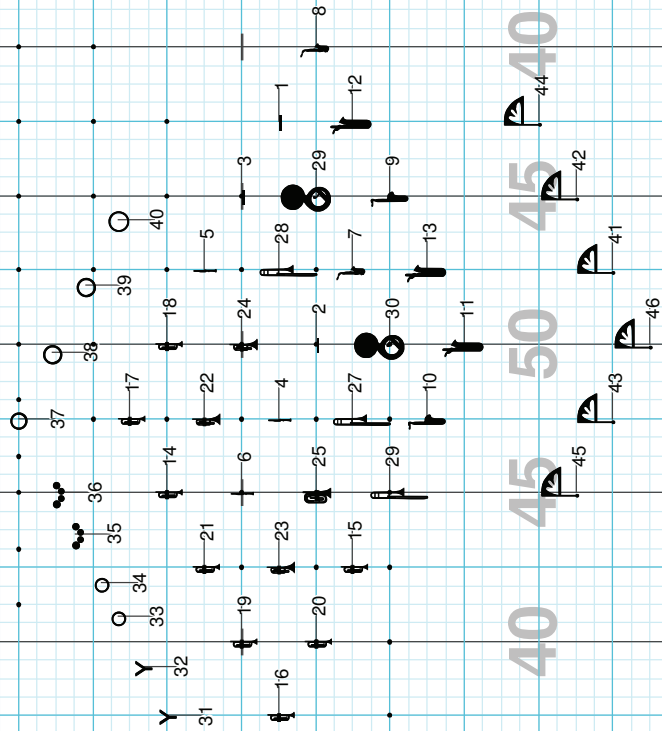
Set #3 Count: 12

m 2-3 move 8



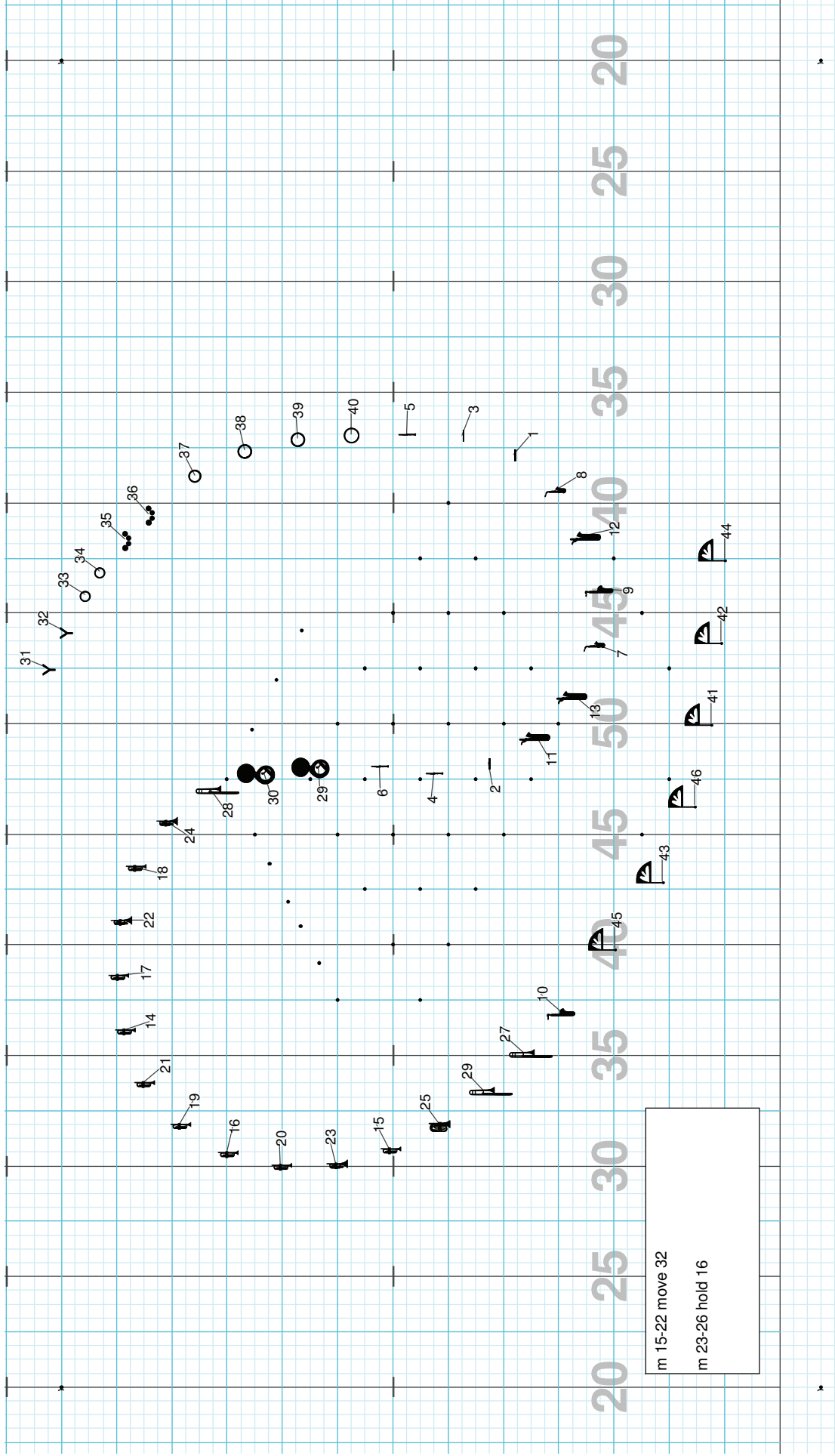
Director Viewpoint

m 4-6 move 12  
m 7-14 hold 32




20 25 30 35 40 45 50 55 60 65 70 75 80 85 90 95 100

Director Viewpoint




Director Viewpoint

Director Viewpoint




Director Viewpoint

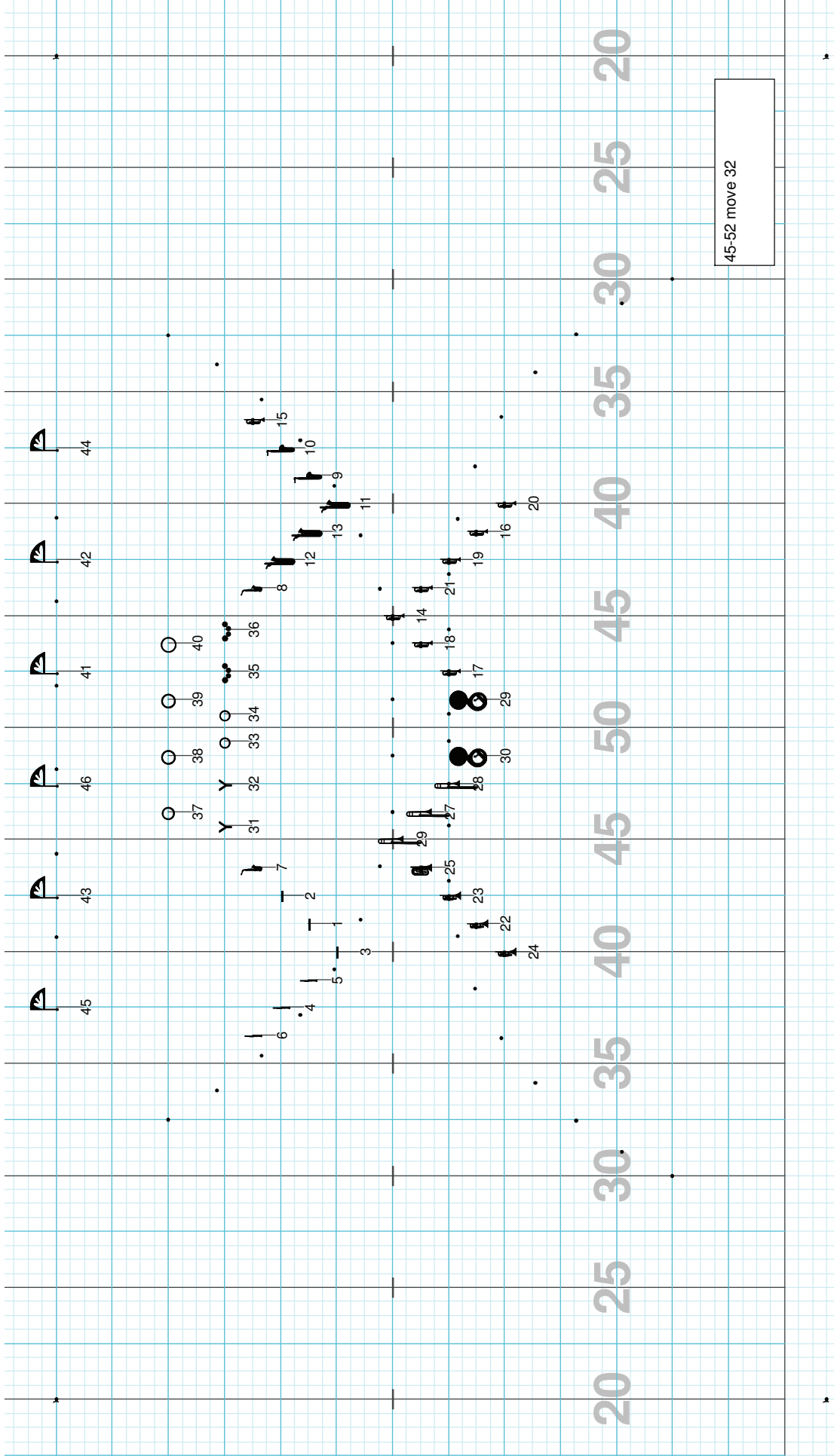
m 39-42 move 116  
m 43-44 transition to percussion feature  
Percussion feature drill will scatter to page 9



Director Viewpoint

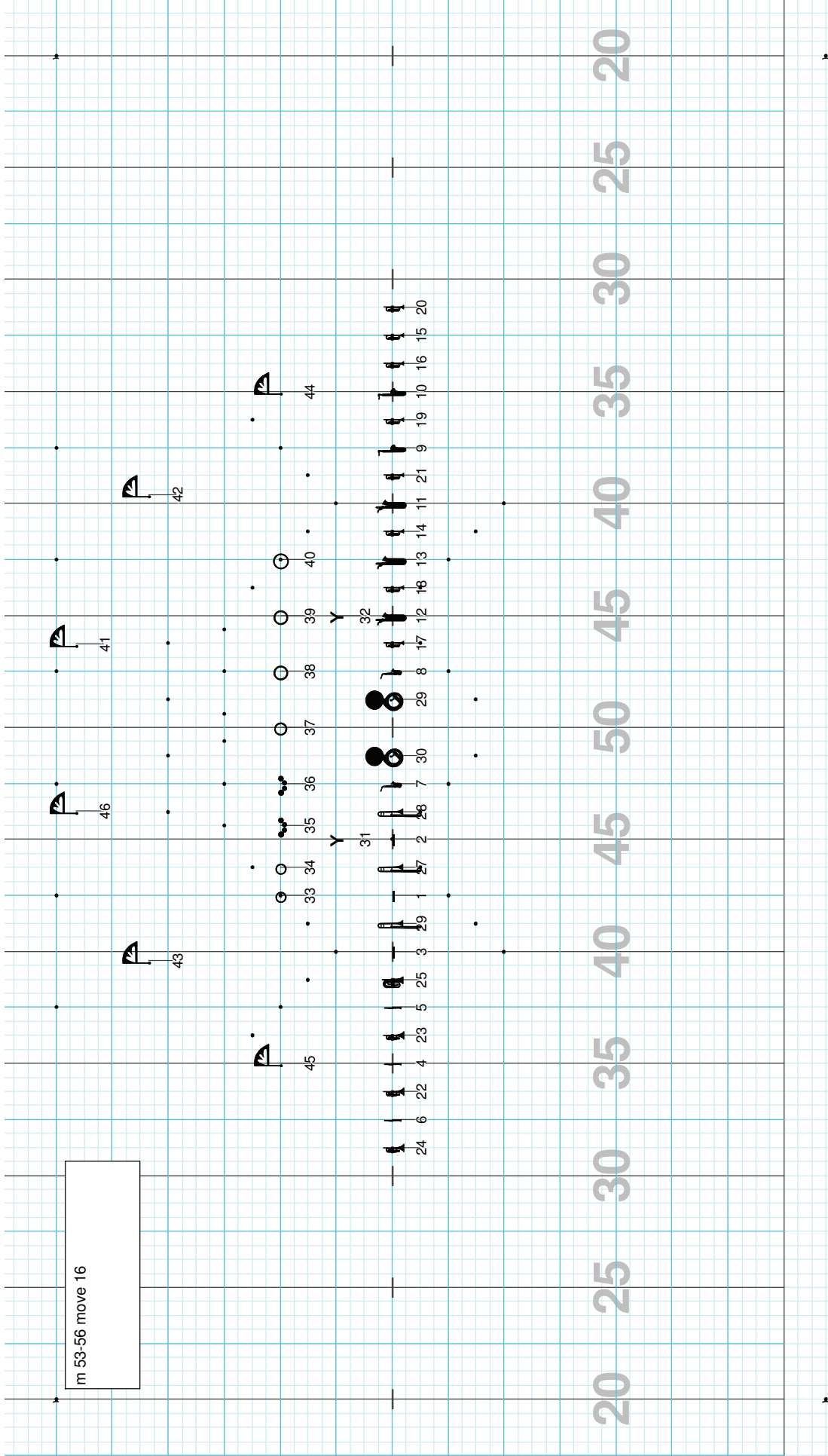


Director Viewpoint



Director Viewpoint

m 53-56 move 16




Director Viewpoint

m 57-64 move 32  
step half notes  
horns to box on count 1

The musical score is written on a grid with 256 counts. It features a single melodic line with various note values and rests. The notes are numbered from 1 to 46. The score is divided into measures by vertical lines. The notes are as follows:

Count	Note
1	33
2	34
3	29
4	23
5	25
6	24
7	30
8	38
9	19
10	16
11	21
12	32
13	40
14	14
15	15
16	16
17	17
18	18
19	19
20	20
21	21
22	22
23	23
24	24
25	25
26	26
27	27
28	28
29	29
30	30
31	31
32	32
33	33
34	34
35	35
36	36
37	37
38	38
39	39
40	40
41	41
42	42
43	43
44	44
45	45
46	46

m 65-72 move 32



Director Viewpoint

m 73-76 move 16  
m 77 hold (horns flash to box)



46



41



33



34



35



36



37



38



39



40



41



33



34



35



36



37



38



39



40



41



33



34



35



36



37



38



39



40



41



33



34



35



36



37



38



39



40



41



33



34



35



36



37



38



39



40



41



33



34



35



36



37



38



39



40



41



33



34



35



36



37



38



39



40



41



33



34



35



36



37



38



39



40



41



33



34



35



36



37



38



39



40



41



33



34



35



36



37



38



39



40



41



33



34



35



36



37



38



39



40



41



33



34



35



36



37



38



39



40



41



33



34



35



36



37



38



39



40



41



33



34



35



36



37



38



39



40



41



33



34



35



36



37



38



39



40



41



33



34



35



36

